

FILED

NOV 09 2016

State Auditor & Inspector

School District
2016-2017 Estimate of Needs
and
Financial Statement of the Fiscal Year 2015-2016

Board of Education of Pioneer-Pleasant Vale Public Schools
District No. I-056
County of Garfield
State of Oklahoma

Two copies of this Financial Statement and Estimate of Needs should be filed with the County Clerk not later than October 1 for all School Districts. After approval by the Excise Board and the levies are made, both statements should be signed by the Board Members. One complete signed copy must be sent to the State Auditor and Inspector, 2300 N. Lincoln Blvd Room 100, Oklahoma City, OK 73105-4801. If publication may not be had by date required for filing, affidavit and proof of publication are required to be attached within five days after date of filing.

The 2016-2017 Estimate of Needs
and
Financial Statement of the Fiscal Year 2015-2016

Prepared by: Chas., W. Carroll, P.A.

Submitted to the Garfield County Excise Board

This 23rd Day of September, 2016

School Board Members

Chairman	<u>Clyde Jay Hedges</u>	Clerk	<u>Rand McNeil</u>
Treasurer	<u>Sherrie Blum</u>	Member	<u>[Signature]</u>
Member	<u>[Signature]</u>	Member	_____
Member	_____	Member	_____

State of Oklahoma, County of Garfield

To the Excise Board of said County and State, Greetings:

Pursuant to the requirements of 68 O. S. 2001 Section 3002, we submit herewith, for your consideration the within statement of statement of the financial condition of the Board of Education of Pioneer-Pleasant Vale Public Schools, District No. I-056, County of Garfie State of Oklahoma for the fiscal year beginning July 1, 2016, and ending June 30, 2017, together with an itemized statement of the estimated Income and Probable Needs of said School District for the ensuing fiscal year. We have separately prepared, executed and submit Financial Statements for the Fiscal Year so terminated, and Estimate of Requirements for the ensuing Fiscal Year, for such Sinking Fund, if any, as pertains to this District for the Bond, Coupon, and Judgment indebtedness, if any, outstanding and unpaid as of June 30, 2017and also for the Sinking Fund of any disorganized District whose area or the major portion thereof is now embraced within the boundaries of this District; and this Certificate is as applicable thereto as if fully embodied therein. The same have been prepared in conformity with Statute, in relation to which be it further noted that:

1. We, the undersigned, duly elected, qualified and acting officers of the Board of Education of the aforesaid School District located wholly or in major area in the County and State aforesaid, do hereby certify that, at regular session begun at the time provided by law, we carefully considered the reports submitted by the several officers and employees as required by 68 O.S. 2001 Section 3004, carefully considered the statements and estimate of needs heretofore prepared for the purpose of ascertaining any additional or emergency levy necessary for the ensuing fiscal year and revised, corrected or amended the same to disclose the true fiscal condition as of June 30, 2016, and to provide for the needs of the District for the ensuing fiscal year as now ascertained; and we do hereby certify that the within statement of the financial condition is true and correct, and that the within estimates for all purposes for the ensuing fiscal year are reasonably necessary for the proper conduct of the affairs of said School District, and that the statements of Estimated Income from sources other than ad valorem taxes is not in excess of the lawfully authorized ratio of the actual collections from such sources during the previous fiscal year.

2. We further certify that any cash fund balance reported in our Building Fund is required for immediate or cumulative program of construction unless there be attached within a verified copy of a resolution signed by a majority of the members of this Board to the effect the program of building has been completed or abandoned. If attached, then the Excise Board is directed to apply said Balance to reduce Levies in accordance with 62 O.S. 2001, Section 333.

3. We also certify that a levy of 15.000 Mills over and above the number of mills allocated by the County Excise Board will be reasonably necessary for the proper conduct of the affairs of said school district during the fiscal year 2016-2017.

4. We also certify that, after due and legal notice of an election thereon, an emergency levy of 5.000 Mills, over and above the number of mills provided by Law and allocated by the County Excise Board in addition thereto for school purposes, was authorized at an election held for that purpose on N/A Permanent Levy by a majority of those voting at said election:

the result of said election was:

For the Levy _____ ; Against the Levy _____ ; Majority _____.

5. We also certify that after due and legal notice of an election thereon, a local support levy of 10.000 Mills, in addition to the levies hereinbefore provided, was authorized at an election held for that purpose on N/A Permanent Levy by a majority vote of the electors who had paid ad valorem tax of the immediately preceding year; the result of said election was:

preceding year; the result of said election was:

For the Levy _____ ; Against the Levy _____ ; Majority _____.

6. We certify that, after due and legal notice of an election thereon, pursuant to Article 10, Section 10, of the Constitution of Oklahoma, an additional levy of 5.000 Mills, was authorized by a majority of the qualified voters of said School District, for the purpose of erecting, remodeling or repairing school buildings, and for purchasing furniture at an election held for that purpose on N/A Permanent Levy, the result whereof was:

For the Levy _____; Against the Levy _____; Majority _____ Over 50%

[Signature]
Clerk of Board of Education

[Signature]
President of Board of Education

[Signature]
Treasurer of Board of Education

Subscribed and sworn to before me this 23rd day of September, 2016.

[Signature]
Notary Public



11-21-16
My Commission Expires

PERMANENT MILLAGE

Note: A vote was not required. The district's patrons approved a permanent millage.

Affadavit of Publication

State of Oklahoma, County of Garfield

I, Randy Gabriel, the undersigned duly qualified and acting Clerk of the Board of Education of Pioneer-Pleasant Vale Public Schools, School District No. I-056, County and State aforesaid, being first duly sworn according to law, hereby depose and say:

1. That I complied with 68 O.S. 2001 Section 3002, (both independent and dependent) by having the within Financial Statement and Estimate of Needs which was prepared at the time and in the manner provided by law, published as required by law, in a legally-qualified newspaper of general circulation in the district, there being no legally-qualified newspaper published in the school district, as evidenced by a copy of such published statement and estimate together with proof of publication thereof attached hereto marked Exhibit No. 1 and made a part hereof (strike inapplicable phrases).

2. That I complied with currently effective statutes, by having the Notice of Emergency Levy Election and the call for such Election on the date hereinbefore certified by the Governing Board, the Itemized Statements and the Itemized Estimate of the amount necessary for the ensuing fiscal year requiring such emergency levy for the current expense purposes as prepared by the Board of Education duly published or posted, as the case may be, in full compliance with law for this class of school district, and as provided by law duly made public in the manner and at the time provided by law, for this class of district and in all respects according to law, in relation to said election on such emergency levy as hereinbefore certified by said Governing Board.

3. That I complied with the statute by having published or posted (if required for this class of district) the notice of local support levy election, and the call for such election on the date hereinbefore certified by the Board of Education. That the Estimate of Needs as prepared by the Board of Education required such local support levy in addition to other tax levies, to fully meet the current expense purposes of the school district for the ensuing year.

4. That in conformity to resolution by said Board of Education, I caused Notice of Building Fund Levy Election under the provisions of Article 10, Section 10, Oklahoma Constitution, and the Call of such Election on the date hereinbefore certified by the Governing Board, together with Itemized Statements and an Estimate of the amount necessary for the ensuing fiscal year requiring such levy for the purpose of erecting, remodeling or repairing school buildings, and for purchasing school furniture, in said District, published or posted to contain such Notice and Call, fixing the number of voting places and particularly describing each and every such place or places, and fixing the day on which such election should be had after the expiration of such notice, duly published or posted as is required by law for this class of district.

Randy Gabriel
Clerk Board of Education

Subscribed and sworn to before me this 23rd day of September 2016.



[Signature]
My Commission Expires 11-21-16

[Signature]
Secretary and Clerk of Excise Board

Garfield County, Oklahoma

Proof of Publication

Garfield County, State of Oklahoma

Notice of Hearing _____ Case No. _____

Affidavit of Publication

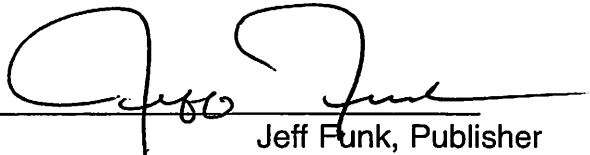
State of Oklahoma, County of Oklahoma, ss:

I, the undersigned publisher, editor or Authorized Agent of the Legal Notices, do solemnly swear that the attached advertisement was published in said paper as follows:


- 1st publication September 28, 2016
- 2nd publication _____
- 3rd publication _____
- 4th publication _____
- 5th publication _____
- 6th publication _____
- 7th publication _____
- 8th publication _____

That said newspaper is in the city of Enid, Garfield County, Oklahoma, a Daily newspaper qualified to publish legal notices, advertisements and publications as provided in Section 106 of Title 25, Oklahoma Statutes, 1971, as amended, and complies with all other requirements of the laws of Oklahoma with references to legal publications.


That said Notice, a true copy of which is attached hereto, was published in the regular edition of said newspaper during the period and time of publications and not in a supplement, on the above


Jeff Funk, Publisher

Subscribed and sworn before me on this 28 day of September, 2016.


Idell Marie Keys

My commission expires 4-12-20 Notary Public
Commission #04003325



Publishers Address:
Enid News & Eagle
227 W. Broadway
Enid, OK 73701

Published in the Enid News & Eagle September 28, 2016 LPXLP (272)
 PUBLICATION SHEET - BOARD OF EDUCATION
 FINANCIAL STATEMENT OF THE VARIOUS FUNDS FOR THE FISCAL YEAR ENDING JUNE 30, 2016, AND ESTIMATE OF NEEDS
 FOR THE FISCAL YEAR ENDING JUNE 30, 2017, OF PIONEER-PLEASANTVALE PUBLIC SCHOOLS SCHOOL
 DISTRICT NO. 1, GARFIELD COUNTY, OKLAHOMA

STATEMENT OF FINANCIAL CONDITION AS OF JUNE 30, 2016	GENERAL FUND Detail	BUILDING FUND Detail	CO-OP FUND Detail	NUTRITION FUND Detail
ASSETS:				
Cash Balance June 30, 2016	\$277,828.08	\$55,752.29	\$8,297.38	\$24,565.39
Investments	154,743.31	0.00	0.00	0.00
TOTAL ASSETS	\$432,571.39	\$55,752.29	\$8,297.38	\$24,565.39
LIABILITIES AND RESERVES:				
Warrants Outstanding	36,673.03	1,521.37	2,669.46	1,431.10
Reserves From Interest on Warrants	0.00	0.00	0.00	0.00
TOTAL LIABILITIES AND RESERVES	\$36,673.03	\$1,521.37	\$2,669.46	\$1,431.10
CASH FUND BALANCE (Deficit) JUNE 30, 2016	\$395,898.36	\$54,230.92	\$5,627.92	\$23,134.29
ESTIMATED NEEDS FOR FISCAL YEAR ENDING JUNE 30, 2017				
GENERAL FUND	GENERAL FUND			
Current Expense	\$1,583,305.96	2. Accrual on Unmatured Bonds		215,000.00
Reserve for Int. on Warrants & Revaluation	0.00	Total Sinking Fund Requirements		\$220,582.50
Total Required	\$1,583,305.96	Deduct:		
FINANCED:		1. Excess of Assets Over Liabilities		\$10,585.38
Cash Fund Balance	\$395,898.36	2. Surplus Building Fund Cash		0.00
Estimated Miscellaneous Revenue	434,059.42	Balance To Raise		\$209,997.12
Total Deductions	\$829,957.78	BUILDING FUND	BUILDING FUND	
Balance to Raise from Ad Valorem Tax	\$753,348.18	Current Expense		\$161,870.36
ESTIMATED MISCELLANEOUS REVENUE:		Reserve for Int. on Warrants & Revaluation		0.00
1000 District Sources of Revenue	\$946.93	Total Required		\$161,870.36
2100 County 4 Mill Ad Valorem Tax	65,039.64	FINANCED:		
2200 County Apportionment (Mortgage Tax)	5,506.42	Cash Fund Balance		\$54,230.92
3110 Gross Production Tax	109,566.14	Estimated Miscellaneous Revenue		0.00
3120 Motor Vehicle Collections	135,664.24	Total Deductions		\$54,230.92
3130 Rural Electric Cooperative Tax	38,472.87	Balance to Raise from Ad Valorem Tax		\$107,639.44
3140 State School Land Earnings	37,101.20	CO-OP FUND	CO-OP FUND	
3800 State Vocational Programs	41,762.00	Current Expense		\$5,627.92
Total Estimated Revenue	\$434,059.42	Reserve for Int. on Warrants & Revaluation		0.00
SINKING FUND	SINKING FUND	Total Required		\$5,627.92
BALANCE SHEET	FUND	FINANCED:		
1. Cash Balance on Hand June 30, 2016	\$121,120.38	Cash Fund Balance		\$5,627.92
2. Legal Investments Property Maturing	0.00	Estimated Miscellaneous Revenue		0.00
4. Total Liquid Assets	\$121,120.38	Total Deductions		\$5,627.92
Deduct Matured Indebtedness:		Balance		\$0.00
5. Past-Due Coupons	\$1,785.00	CHILD NUTRITION	NUTRITION	
11. Total Items a. Through f.	\$1,785.00	PROGRAMS FUND	FUND	
12. Balance of Assets Subject to Accruals	\$119,335.38	Current Expense		\$167,083.36
Deduct Accrual Reserve If Assets Sufficient:		Reserve for Int. on Warrants & Revaluation		0.00
15. i. Accrued on Unmatured Bonds	108,750.00	Total Required		\$167,083.36
16. Total Items g Through i	\$108,750.00	FINANCED:		
17. Excess of Assets Over Accrual Reserves (Page 2)	\$10,585.38	Cash Fund Balance		\$23,134.29
SINKING FUND REQUIREMENTS FOR 2016-17		Estimated Miscellaneous Revenue		\$143,949.07
1. Interest Earnings on Bonds	\$5,582.50	Total Deductions		\$167,083.36
		Balance		\$0.00

CERTIFICATE - GOVERNING BOARD

STATE OF OKLAHOMA, COUNTY OF GARFIELD, ss:

We, the undersigned duly elected, qualified and acting officers of the Board of Education of PIONEER-PLEASANTVALE Public School, School District No. 1-056, of Said County and State, do hereby certify that at a meeting of the Governing Body of the said District, begun at the time provided by law for districts of this class and pursuant to the provisions of 68 O. S. 2001 Sec. 3003, the foregoing statement was prepared and is a true and correct condition of the Financial Affairs of said District as reflected by the records of the District Clerk and Treasurer. We further certify that the foregoing estimate for current expenses for the fiscal year beginning July 1, 2016, and ending June 30, 2017, as shown are reasonably necessary for the proper conduct of the affairs of the said Municipality, that the Estimated Income to be derived from sources other than ad valorem taxation does not exceed the lawfully authorized ratio of the revenue derived from the same sources during the preceding fiscal year.

Clee Jay Hedges
 President of Board of Education

Subscribed and sworn to before me this 23rd September, 2016.
 Dawna E. Schwandt, Notary Public
 #12011092
 My commission expires 11/21/16
 (SEAL)

Chas. W. Carroll, P.A.
302 N. Independence , Suite 406
Enid, OK 73701

INDEPENDENT ACCOUNTANT'S COMPILATION REPORT

Honorable Board of Education
Pioneer-Pleasant Vale Public Schools
District No. I-056, Garfield County

Management is responsible for the accompanying financial statements of Pioneer-Pleasant Vale Public Schools (a public school district), which comprise the 2015-2016 financial statements as of and for the fiscal year ended June 30, 2016, 2016-2017 Estimate of Needs (S.A. & I. Form 2661R06) and Publication Sheet (S.A. & I. Form 2662R06) for District No. I-056, Garfield County,

included in the accompanying prescribed form. We have performed a compilation engagement in accordance with Statements on Standards for Accounting and Review Services promulgated by the Accounting and Review Services Committee of the AICPA. We did not audit or review the financial statements, Estimate of Needs and Publication Sheet included in the prescribed form, nor were we required to perform any procedures to verify the accuracy or completeness of the information provided by management. Accordingly, we do not express an opinion, a conclusion, nor provide any assurance on the financial statements, Estimate of Needs and Publication Sheet included in the accompanying prescribed form.

These financial statements and information included in the accompanying prescribed form are presented in accordance with the requirements prescribed by the Office of the Oklahoma State Auditor and Inspector per 68 OS§ 3003.B. as defined by rules promulgated by the Oklahoma State Department of Education per 70 OS § 5-134.I.D., and are not intended to be a complete presentation of Pioneer-Pleasant Vale Public School's assets and liabilities.

This report is intended solely for the information and use of the Oklahoma Department of Education, the School District, the Garfield County Excise Board and for filing with the State Auditor and Inspector of Oklahoma and is not intended to be and should not be used by anyone other than its specified parties.



Enid, OK
September 22, 2016

GENERAL FUND ACCOUNTS COVERING THE PERIOD JULY 1, 2015 TO JUNE 30, 2016
ESTIMATE OF NEEDS FOR 2016-2017

EXHIBIT "A"

Page 6

Schedule 1, Current Balance Sheet - June 30, 2016		Amount
ASSETS:		
Cash Balance June 30, 2016		\$1,151,564.63
Investments		0.00
TOTAL ASSETS		\$1,151,564.63
LIABILITIES AND RESERVES:		
Warrants Outstanding		194,647.69
Reserve for Interest on Warrants		0.00
Reserves From Schedule 8		0.00
TOTAL LIABILITIES AND RESERVES		\$194,647.69
CASH FUND BALANCE JUNE 30, 2016		\$956,916.94
TOTAL LIABILITIES, RESERVES AND CASH FUND BALANCE		\$1,151,564.63

Schedule 2, Revenue and Requirements - 2015-2016		
	Detail	Total
REVENUE:		
Cash Balance June 30, 2015	\$848,758.42	
Cash Fund Balance Transferred From Prior Years	6,039.57	
Current Ad Valorem Tax Apportioned	2,602,294.15	
Miscellaneous Revenue Apportioned	1,558,376.81	
TOTAL REVENUE		\$5,015,468.95
REQUIREMENTS:		
Claims Paid by Warrants Issued & Transfer Fees Apportioned	\$4,058,552.01	
Reserves From Schedule 8	0.00	
Bank Fees and Cash Charges	0.00	
Interest Paid on Warrants	0.00	
Reserve for Interest on Warrants	0.00	
TOTAL REQUIREMENTS		\$4,058,552.01
ADD: Cash Fund Balance as Per Balance Sheet 6-30-2016		956,916.94
TOTAL REQUIREMENTS AND CASH FUND BALANCE		\$5,015,468.95

Schedule 3, Cash Fund Balance Analysis - June 30, 2016		Amount
ADDITIONS:		
Miscellaneous Revenue Collected in Excess of Estimates-Net		\$184,276.59
Warrants Estopped, Cancelled or Converted		180.00
Fiscal Year 2015-16 Lapsed Appropriations		548,250.27
Fiscal Year 2014-15 Lapsed Appropriations		0.00
Ad Valorem Tax Collections in Excess of Estimates		218,350.57
Prior Year Ad Valorem Tax		5,859.57
TOTAL ADDITIONS		\$956,917.00
DEDUCTIONS:		
Supplemental Appropriations		\$0.00
Current Tax in Process of Collection		0.00
TOTAL DEDUCTIONS		0.00
Cash Fund Balance as per Balance Sheet 6-30-2016		\$956,917.00
Composition of Cash Fund Balance		
Cash		956,917.00
Cash Fund Balance as per Balance Sheet 6-30-2016		\$956,917.00

S.A.&I. Form 2661R06 Entity: Pioneer-Pleasant Vale I-056 , Garfield County

22-Sep-16

GENERAL FUND ACCOUNTS COVERING THE PERIOD JULY 1, 2015 TO JUNE 30, 2016
ESTIMATE OF NEEDS FOR 2016-2017

EXHIBIT "A"

Page 7

Schedule 4, Miscellaneous Revenue		
SOURCE	2015-16 ACCOUNT	
	AMOUNT ESTIMATED	ACTUALLY COLLECTED
1000 DISTRICT SOURCES OF REVENUE:		
1200 Tuition & Fees	\$0.00	\$5,872.49
1300 Earnings on Investments and Bond Sales	5,063.58	5,163.93
1400 Rental, Disposals and Commissions	0.00	1,600.00
1500 Reimbursements	0.00	1,070.95
1600 Other Local Sources of Revenue	0.00	2,538.59
1700 Child Nutrition Programs	0.00	0.00
1800 Athletics	0.00	0.00
TOTAL	\$5,063.58	\$16,245.96
2000 INTERMEDIATE SOURCES OF REVENUE:		
2100 County 4 Mill Ad Valorem Tax	\$100,308.74	\$109,865.77
2200 County Apportionment (Mortgage Tax)	12,923.20	16,195.11
2300 Resale of Property Fund Distribution	0.00	3,177.93
2910 Other Intermediate Sources of Revenue	0.00	0.00
TOTAL	\$113,231.94	\$129,238.81
3000 STATE SOURCES OF REVENUE:		
3110 Gross Production Tax	\$43,071.05	\$80,492.99
3120 Motor Vehicle Collections	254,858.47	223,433.42
3130 Rural Electric Cooperative Tax	4,561.85	4,698.01
3140 State School Land Earnings	75,262.91	83,037.39
3150 Vehicle Tax Stamps	0.00	865.64
3160 Farm Implement Tax Stamps	0.00	0.00
3170 Trailers and Mobile Homes	0.00	0.00
3190 Other Dedicated Revenue	0.00	0.00
3100 Total Dedicated Revenue	\$377,754.28	\$392,527.45
3210 Foundation and Salary Incentive Aid	386,871.00	174,092.00
3220 Mid-Term Adjustment For Attendance	0.00	0.00
3230 Teacher Consultant Stipend	0.00	0.00
3240	0.00	0.00
3250 Flexible Benefit Allowance	331,477.82	350,262.05
3200 Total State Aid - General Operations - Non-Categorical	\$718,348.82	\$524,354.05
3300 State Aid - Competitive Grants - Categorical	0.00	6,929.50
3400 State - Categorical	29,662.00	45,582.63
3500 Special Programs	0.00	0.00
3600 Other State Sources of Revenue	0.00	8,603.71
3700 Child Nutrition Program	0.00	0.00
3800 State Vocational Programs - Multi-Source	18,890.00	30,679.71
TOTAL	\$1,144,655.10	\$1,008,677.05
4000 FEDERAL SOURCES OF REVENUE:		
4100 Grants-In-Aid Direct From The Federal Government	\$0.00	\$0.00
4200 Disadvantage Students	111,149.60	202,550.63
4300 Individuals With Disabilities	0.00	190,767.52
4400 No Child Left Behind	0.00	0.00
4500 Grants-In-Aid Passed Through Other State/Intermediate Sources	0.00	0.00
4600 Other Federal Sources Passed Through State Dept Of Education	0.00	0.00
4700 Child Nutrition Programs	0.00	0.00
4800 Federal Vocational Education	0.00	0.00
TOTAL	\$111,149.60	\$393,318.15
5000 NON-REVENUE RECEIPTS:		
5100 Return of Assets	\$0.00	\$10,896.84
GRAND TOTAL	\$1,374,100.22	\$1,558,376.81

GENERAL FUND ACCOUNTS COVERING THE PERIOD JULY 1, 2015 TO JUNE 30, 2016
ESTIMATE OF NEEDS FOR 2016-2017

EXHIBIT "A"

Page 8

2015-16 ACCOUNT OVER (UNDER)	BASIS AND LIMIT OF ENSUING ESTIMATE	2016-17 ACCOUNT		
		CHARGEABLE INCOME	ESTIMATED BY GOVERNING BOARD	APPROVED BY EXCISE BOARD
\$5,872.49	0.00%	\$0.00	\$0.00	\$0.00
100.35	90.00%	0.00	4,647.54	4,647.54
1,600.00	0.00%	0.00	0.00	0.00
1,070.95	0.00%	0.00	0.00	0.00
2,538.59	0.00%	0.00	0.00	0.00
0.00	0.00%	0.00	0.00	0.00
0.00	0.00%	0.00	0.00	0.00
\$11,182.38		\$0.00	\$4,647.54	\$4,647.54
\$9,557.03	90.00%	\$0.00	\$98,879.19	\$98,879.19
3,271.91	90.00%	0.00	14,575.60	14,575.60
3,177.93	0.00%	0.00	0.00	0.00
0.00	0.00%	0.00	0.00	0.00
\$16,006.87		\$0.00	\$113,454.79	\$113,454.79
\$37,421.94	90.00%	\$0.00	\$72,443.69	\$72,443.69
(31,425.05)	100.00%	0.00	223,433.42	223,433.42
136.16	90.00%	0.00	4,228.21	4,228.21
7,774.48	90.00%	0.00	74,733.65	74,733.65
865.64	0.00%	0.00	0.00	0.00
0.00	0.00%	0.00	0.00	0.00
0.00	0.00%	0.00	0.00	0.00
0.00	0.00%	0.00	0.00	0.00
\$14,773.17		\$0.00	\$374,838.97	\$374,838.97
(212,779.00)	60.00%	0.00	104,457.00	104,457.00
0.00	0.00%	0.00	0.00	0.00
0.00	0.00%	0.00	0.00	0.00
0.00	0.00%	0.00	0.00	0.00
18,784.23	101.49%	0.00	355,475.06	355,475.06
(\$193,994.77)		\$0.00	\$459,932.06	\$459,932.06
6,929.50	0.00%	0.00	0.00	0.00
15,920.63	0.00%	0.00	0.00	0.00
0.00	0.00%	0.00	0.00	0.00
8,603.71	0.00%	0.00	0.00	0.00
0.00	0.00%	0.00	2,643.06	2,643.06
11,789.71	56.88%	0.00	17,452.00	17,452.00
(\$135,978.05)		\$0.00	\$854,866.09	\$854,866.09
\$0.00	0.00%	\$0.00	\$135,028.00	\$135,028.00
91,401.03	53.18%	0.00	107,723.24	107,723.24
190,767.52	51.71%	0.00	98,648.95	98,648.95
0.00	0.00%	0.00	0.00	0.00
0.00	0.00%	0.00	0.00	0.00
0.00	0.00%	0.00	0.00	0.00
0.00	0.00%	0.00	160,467.73	160,467.73
0.00	0.00%	0.00	0.00	0.00
\$282,168.55		\$0.00	\$501,867.92	\$501,867.92
10,896.84	734.16%	\$0.00	80,000.00	\$80,000.00
\$184,276.59		\$0.00	\$1,554,836.34	\$1,554,836.34

GENERAL FUND ACCOUNTS COVERING THE PERIOD JULY 1, 2015 TO JUNE 30, 2016
ESTIMATE OF NEEDS FOR 2016-2017

EXHIBIT "A"

Page 9

Schedule 5, Expenditures General Fund Cash Accounts of Current and all Prior Years	
CURRENT AND ALL PRIOR YEARS	2015-16
Cash Balance Reported to Excise Board 6-30-2015	\$0.00
Cash Fund Balance Transferred Out	
Cash Fund Balance Transferred In	848,758.42
Adjusted Cash Balance	\$848,758.42
Ad Valorem Tax Apportioned To Year In Caption	2,602,294.15
Miscellaneous Revenue (Schedule 4)	1,558,376.81
Cash Fund Balance Forward From Preceding Year	6,039.57
Prior Expenditures Recovered	
TOTAL RECEIPTS	\$4,166,710.53
TOTAL RECEIPTS AND BALANCE	\$5,015,468.95
Warrants Paid of Year in Caption	3,863,904.32
Interest Paid Thereon	0.00
Bank Fees and Cash Charges	0.00
TOTAL DISBURSEMENTS	\$3,863,904.32
CASH BALANCE JUNE 30, 2016	\$1,151,564.63
Reserve for Warrants Outstanding	194,647.69
Reserve for Interest on Warrants	0.00
Reserves From Schedule 8	0.00
TOTAL LIABILITIES AND RESERVE	\$194,647.69
DEFICIT: (Red Figure)	\$0.00
CASH FUND BALANCE FORWARD TO SUCCEEDING YEAR	\$956,916.94

Schedule 6, General Fund Warrant Account of Current and All Prior Years	
CURRENT AND ALL PRIOR YEARS	2015-16
Warrants Outstanding 6-30 of Year in Caption	
Warrants Registered During Year	4,058,552.01
TOTAL	\$4,058,552.01
Warrants Paid During Year	3,863,904.32
Warrants Converted to Bonds or Judgments	
Warrants Cancelled	
Warrants estopped by Statute	
TOTAL WARRANTS RETIRED	\$3,863,904.32
BALANCE WARRANTS OUTSTANDING JUNE 30, 2016	\$194,647.69

Schedule 7, 2015 Ad Valorem Tax Account			
2015 Net Valuation Certified To County Excise Board	\$72,721,518.00	35.000 Mills	Amount
Total Proceeds of Levy as Certified			\$2,622,337.94
Additions:			
Deductions:			
Gross Balance Tax			\$2,622,337.94
Less Reserve for Delinquent Tax			238,394.36
Reserve for Protests Pending			0.00
Balance Available Tax			\$2,383,943.58
Deduct 2015 Tax Apportioned			2,602,294.15
Net Balance 2015 Tax in Process of Collection			\$0.00
Excess Collections			\$218,350.57

S.A.&I. Form 2661R06 Entity: Pioneer-Pleasant Vale I-056 , Garfield County

22-Sep-16

GENERAL FUND ACCOUNTS COVERING THE PERIOD JULY 1, 2015 TO JUNE 30, 2016
ESTIMATE OF NEEDS FOR 2016-2017

EXHIBIT "A"

Page 10

Schedule 5, (Continued)						
2014-15	2013-14	2012-13	2011-12	2010-11	2009-10	TOTAL
\$1,030,089.35	\$180.00	\$0.00	\$0.00	\$0.00	\$0.00	\$1,030,269.35
848,758.42						848,758.42
						848,758.42
\$181,330.93	\$180.00	\$0.00	\$0.00	\$0.00	\$0.00	\$1,030,269.35
5,859.57						2,608,153.72
						1,558,376.81
180.00	0.00					6,219.57
						0.00
\$6,039.57	\$0.00	\$0.00	\$0.00	\$0.00	\$0.00	\$4,172,750.10
\$187,370.50	\$180.00	\$0.00	\$0.00	\$0.00	\$0.00	\$5,203,019.45
181,330.93	0.00	0.00	0.00	0.00	0.00	4,045,235.25
0.00	0.00	0.00	0.00	0.00	0.00	0.00
0.00	0.00	0.00	0.00	0.00	0.00	0.00
\$181,330.93	\$0.00	\$0.00	\$0.00	\$0.00	\$0.00	\$4,045,235.25
\$6,039.57	\$180.00	\$0.00	\$0.00	\$0.00	\$0.00	\$1,157,784.20
(0.00)	0.00	0.00	0.00	0.00	0.00	194,647.69
0.00	0.00	0.00	0.00	0.00	0.00	0.00
0.00	0.00	0.00	0.00	0.00	0.00	0.00
(\$0.00)	\$0.00	\$0.00	\$0.00	\$0.00	\$0.00	\$194,647.69
\$0.00	\$0.00	\$0.00	\$0.00	\$0.00	\$0.00	\$0.00
\$6,039.57	\$180.00	\$0.00	\$0.00	\$0.00	\$0.00	\$963,136.51

Schedule 6, (Continued)						
2014-15	2013-14	2012-13	2011-12	2010-11	2009-10	TOTAL
\$181,330.93	\$180.00	\$0.00	\$0.00	\$0.00	\$0.00	\$181,510.93
0.00						4,058,552.01
\$181,330.93	\$180.00	\$0.00	\$0.00	\$0.00	\$0.00	\$4,240,062.94
181,330.93	0.00					4,045,235.25
						0.00
						0.00
0.00	180.00	0.00	0.00	0.00	0.00	180.00
\$181,330.93	\$180.00	\$0.00	\$0.00	\$0.00	\$0.00	\$4,045,415.25
(\$0.00)	\$0.00	\$0.00	\$0.00	\$0.00	\$0.00	\$194,647.69

Schedule 9, General Fund Investments						
INVESTED IN	Investments On Hand June 30, 2015	Since Purchased	Liquidations		Barred by Court Order	Investments On Hand June 30, 2016
			By Collection Of Cost	Amortized Premium		
Cert of Deposit	\$0.00	\$0.00	\$0.00	\$0.00	\$0.00	\$0.00
						0.00
						0.00
						0.00
						0.00
						0.00
						0.00
						0.00
						0.00
						0.00
						0.00
						0.00
						0.00
						0.00
						0.00
						0.00
						0.00
						0.00
						0.00
TOTAL INVEST	\$0.00	\$0.00	\$0.00	\$0.00	\$0.00	\$0.00

GENERAL FUND ACCOUNTS COVERING THE PERIOD JULY 1, 2015 TO JUNE 30, 2016
ESTIMATE OF NEEDS FOR 2016-2017

EXHIBIT "A"

Page 11

Schedule 8, Report of Prior Year Expenditures				
APPROPRIATED ACCOUNTS	FISCAL YEAR ENDING JUNE 30, 2015			APPROPRIATIONS ORIGINAL
	RESERVES 6-30-2015	WARRANTS SINCE ISSUED	BALANCE LAPSED APPROPR	
1000 INSTRUCTION	\$0.00	\$0.00	\$0.00	\$2,444,935.04
2000 SUPPORT SERVICES:				
2100 Support Services - Students	\$0.00	\$0.00	\$0.00	\$429,473.55
2200 Support Services - Instructional Staff	0.00	0.00	\$0.00	146,601.60
2300 Support Services - General Administration	0.00	0.00	\$0.00	218,371.71
2400 Support Services - School Administration	0.00	0.00	\$0.00	313,055.43
2500 Support Services - Business	0.00	0.00	\$0.00	81,453.00
2600 Operations And Maintenance of Plant Services	0.00	0.00	\$0.00	465,000.00
2700 Student Transportation Services	0.00	0.00	\$0.00	158,000.00
2800 Support Services - Central	0.00	0.00	\$0.00	0.00
2900 Other Support Services	0.00	0.00	\$0.00	0.00
TOTAL	\$0.00	\$0.00	\$0.00	\$1,811,955.29
3000 OPERATION OF NON-INSTRUCTION SERVICES:				
3100 Child Nutrition Programs Operations	\$0.00	\$0.00	\$0.00	\$286,000.00
3200 Other Enterprise Service Operations	0.00	0.00	\$0.00	0.00
3300 Community Services Operations	0.00	0.00	\$0.00	0.00
TOTAL	\$0.00	\$0.00	\$0.00	\$286,000.00
4000 FACILITIES ACQUISITION & CONSTRUCTION SERV:				
4100 Supv. of Facilities Acquisition and Construction	\$0.00	\$0.00	\$0.00	\$0.00
4200 Site Acquisition Services	0.00	0.00	\$0.00	0.00
4300 Site Improvement Services	0.00	0.00	\$0.00	0.00
4400 Architecture and Engineering Services	0.00	0.00	\$0.00	0.00
4500 Educational Specifications Development Services	0.00	0.00	\$0.00	0.00
4600 Building Acquisition and Construction Services	0.00	0.00	\$0.00	0.00
4700 Building Improvement Services	0.00	0.00	\$0.00	0.00
4900 Other Facilities Acquisition and Const. Services	0.00	0.00	\$0.00	0.00
TOTAL	\$0.00	\$0.00	\$0.00	\$0.00
5000 OTHER OUTLAYS:				
5100 Debt Service	\$0.00	\$0.00	\$0.00	\$0.00
5200 Reimbursement(Child Nutrition Fund)	0.00	0.00	\$0.00	0.00
5300 Clearing Account	0.00	0.00	\$0.00	40,000.00
5400 Indirect Cost Entitlement	0.00	0.00	\$0.00	0.00
5500 Private Nonprofit Schools	0.00	0.00	\$0.00	0.00
5600 Correcting Entry	0.00	0.00	\$0.00	22,965.30
TOTAL	\$0.00	\$0.00	\$0.00	\$62,965.30
7000 OTHER USES	\$0.00	\$0.00	\$0.00	\$0.00
8000 REPAYMENTS	\$0.00	\$0.00	\$0.00	\$946.65
TOTAL GENERAL FUND	\$0.00	\$0.00	\$0.00	\$4,606,802.28
Bank Fees and Cash Charges	\$0.00	\$0.00	\$0.00	\$0.00
Provision For Interest on Warrants	\$0.00	\$0.00	\$0.00	\$0.00
GRAND TOTAL	\$0.00	\$0.00	\$0.00	\$4,606,802.28

ESTIMATE OF NEEDS FOR THE FISCAL YEAR 2016-2017	
PURPOSE:	
Current Expense	
Interest	
Pro rata share of County Assessor's Budget as determined by County Excise Board	
GRAND TOTAL - Home School	

GENERAL FUND ACCOUNTS COVERING THE PERIOD JULY 1, 2015 TO JUNE 30, 2016
ESTIMATE OF NEEDS FOR 2016-2017

EXHIBIT "A"

Page 12

FISCAL YEAR ENDING JUNE 30, 2016						FISCAL YEAR 2015-2016
APPROPRIATIONS		NET AMOUNT	WARRANTS ISSUED	RESERVES	LAPSED BALANCE KNOWN TO BE UNENCUMBERED	EXPENDITURES FOR CURRENT EXPENSE PURPOSES
SUPPLEMENTAL ADJUSTMENTS						
ADDED	CANCELLED					
\$0.00	\$0.00	\$2,444,935.04	\$2,467,313.84	\$0.00	(\$22,378.80)	\$2,467,313.84
\$0.00	\$0.00	\$429,473.55	\$302,421.86	\$0.00	\$127,051.69	\$302,421.86
0.00	0.00	146,601.60	131,818.91	0.00	14,782.69	131,818.91
0.00	0.00	218,371.71	219,424.71	0.00	(1,053.00)	219,424.71
0.00	0.00	313,055.43	313,055.43	0.00	0.00	313,055.43
0.00	0.00	81,453.00	77,828.37	0.00	3,624.63	77,828.37
0.00	0.00	465,000.00	398,729.03	0.00	66,270.97	398,729.03
0.00	0.00	158,000.00	147,263.32	0.00	10,736.68	147,263.32
0.00	0.00	0.00	0.00	0.00	0.00	0.00
0.00	0.00	0.00	0.00	0.00	0.00	0.00
\$0.00	\$0.00	\$1,811,955.29	\$1,590,541.63	\$0.00	\$221,413.66	\$1,590,541.63
\$0.00	\$0.00	\$286,000.00	\$464.18	\$0.00	\$285,535.82	\$464.18
0.00	0.00	0.00	0.00	0.00	0.00	0.00
0.00	0.00	0.00	0.00	0.00	0.00	0.00
\$0.00	\$0.00	\$286,000.00	\$464.18	\$0.00	\$285,535.82	\$464.18
\$0.00	\$0.00	\$0.00	\$0.00	\$0.00	\$0.00	\$0.00
0.00	0.00	0.00	0.00	0.00	0.00	0.00
0.00	0.00	0.00	0.00	0.00	0.00	0.00
0.00	0.00	0.00	0.00	0.00	0.00	0.00
0.00	0.00	0.00	0.00	0.00	0.00	0.00
0.00	0.00	0.00	0.00	0.00	0.00	0.00
0.00	0.00	0.00	0.00	0.00	0.00	0.00
0.00	0.00	0.00	0.00	0.00	0.00	0.00
0.00	0.00	0.00	0.00	0.00	0.00	0.00
\$0.00	\$0.00	\$0.00	\$0.00	\$0.00	\$0.00	\$0.00
\$0.00	\$0.00	\$0.00	\$0.00	\$0.00	\$0.00	\$0.00
0.00	0.00	0.00	0.00	0.00	0.00	0.00
0.00	0.00	40,000.00	0.00	0.00	40,000.00	0.00
0.00	0.00	0.00	0.00	0.00	0.00	0.00
0.00	0.00	0.00	0.00	0.00	0.00	0.00
0.00	0.00	22,965.30	232.36	0.00	22,732.94	232.36
\$0.00	\$0.00	\$62,965.30	\$232.36	\$0.00	\$62,732.94	\$232.36
\$0.00	\$0.00	\$0.00	\$0.00	\$0.00	\$0.00	\$0.00
\$0.00	\$0.00	\$946.65	\$0.00	\$0.00	\$946.65	\$0.00
\$0.00	\$0.00	\$4,606,802.28	\$4,058,552.01	\$0.00	\$548,250.27	\$4,058,552.01
\$0.00	\$0.00	\$0.00	\$0.00	\$0.00	\$0.00	\$0.00
\$0.00	\$0.00	\$0.00	\$0.00	\$0.00	\$0.00	\$0.00
\$0.00	\$0.00	\$4,606,802.28	\$4,058,552.01	\$0.00	\$548,250.27	\$4,058,552.01

	Estimate of Needs by Governing Board	Approved by County Excise Board
	\$4,733,123.50	\$4,733,123.50
	0.00	0.00
	0.00	0.00
	4,733,123.50	4,733,123.50

BUILDING FUND ACCOUNTS COVERING THE PERIOD JULY 1, 2015 TO JUNE 30, 2016
ESTIMATE OF NEEDS FOR 2016-2017

EXHIBIT "B"

Page 13

Schedule 1, Current Balance Sheet - June 30, 2016	
	Amount
ASSETS:	
Cash Balance June 30, 2016	\$636,704.26
Investments	0.00
TOTAL ASSETS	\$636,704.26
LIABILITIES AND RESERVES:	
Warrants Outstanding	788.91
Reserve for Interest on Warrants	0.00
Reserves From Schedule 8	0.00
TOTAL LIABILITIES AND RESERVES	\$788.91
CASH FUND BALANCE JUNE 30, 2016	\$635,915.35
TOTAL LIABILITIES, RESERVES AND CASH FUND BALANCE	\$636,704.26

Schedule 2, Revenue and Requirements - 2015-2016		
	Detail	Total
REVENUE:		
Cash Balance June 30, 2015	\$407,092.52	
Cash Fund Balance Transferred From Prior Years	836.85	
Current Ad Valorem Tax Apportioned	479,884.23	
Miscellaneous Revenue Apportioned	1,268.40	
TOTAL REVENUE		\$889,082.00
REQUIREMENTS:		
Claims Paid by Warrants Issued & Transfer Fees Apportioned	\$253,166.65	
Reserves From Schedule 8	0.00	
Interest Paid on Warrants	0.00	
Reserve for Interest on Warrants	0.00	
TOTAL REQUIREMENTS		\$253,166.65
ADD: Cash Fund Balance as Per Balance Sheet 6-30-2016		635,915.35
TOTAL REQUIREMENTS AND CASH FUND BALANCE		\$889,082.00

Schedule 3, Cash Fund Balance Analysis - June 30, 2016	
	Amount
ADDITIONS:	
Miscellaneous Revenue Collected in Excess of Estimates-Net	\$1,268.40
Warrants Estopped, Cancelled or Converted	0.00
Fiscal Year 2015-16 Lapsed Appropriations	494,394.80
Fiscal Year 2014-15 Lapsed Appropriations	0.00
Ad Valorem Tax Collections in Excess of Estimates	139,415.30
Prior Year Ad Valorem Tax	836.85
TOTAL ADDITIONS	\$635,915.35
DEDUCTIONS:	
Supplemental Appropriations	\$0.00
Current Tax in Process of Collection	0.00
TOTAL DEDUCTIONS	0.00
Cash Fund Balance as per Balance Sheet 6-30-2016	\$635,915.35
Composition of Cash Fund Balance	
Cash	635,915.35
Cash Fund Balance as per Balance Sheet 6-30-2016	\$635,915.35

S.A.&I. Form 2661R06 Entity: Pioneer-Pleasant Vale I-056 , Garfield County

22-Sep-16

BUILDING FUND ACCOUNTS COVERING THE PERIOD JULY 1, 2015 TO JUNE 30, 2016
ESTIMATE OF NEEDS FOR 2016-2017

EXHIBIT "B"

Page 14

SOURCE	2015-16 ACCOUNT	
	AMOUNT	ACTUALLY
	ESTIMATED	COLLECTED
Schedule 4, Miscellaneous Revenue		
1000 DISTRICT SOURCES OF REVENUE:		
1200 Tuition & Fees	\$0.00	\$0.00
1300 Earnings on Investments and Bond Sales	0.00	1,263.33
1400 Rental, Disposals and Commissions	0.00	0.00
1500 Reimbursements	0.00	0.00
1600 Other Local Sources of Revenue	0.00	0.00
1700 Child Nutrition Programs	0.00	0.00
1800 Athletics	0.00	0.00
TOTAL	\$0.00	\$1,263.33
2000 INTERMEDIATE SOURCES OF REVENUE:		
2100 County 4 Mill Ad Valorem Tax	\$0.00	\$0.00
2200 County Apportionment (Mortgage Tax)	0.00	0.00
2300 Resale of Property Fund Distribution	0.00	0.00
2900 Other Intermediate Sources of Revenue	0.00	0.00
TOTAL	\$0.00	\$0.00
3000 STATE SOURCES OF REVENUE:		
3110 Gross Production Tax	\$0.00	\$0.00
3120 Motor Vehicle Collections	0.00	0.00
3130 Rural Electric Cooperative Tax	0.00	0.00
3140 State School Land Earnings	0.00	0.00
3150 Vehicle Tax Stamps	0.00	0.00
3160 Farm Implement Tax Stamps	0.00	0.00
3170 Trailers and Mobile Homes	0.00	0.00
3190 Other Dedicated Revenue	0.00	0.00
3100 Total Dedicated Revenue	\$0.00	\$0.00
3210 Foundation and Salary Incentive Aid	0.00	0.00
3220 Mid-Term Adjustment For Attendance	0.00	0.00
3230 Teacher Consultant Stipend	0.00	0.00
3240 Disaster Assistance	0.00	0.00
3250 Flexible Benefit Allowance	0.00	0.00
3200 Total State Aid - General Operations - Non-Categorical	\$0.00	\$0.00
3300 State Aid - Competitive Grants - Categorical	0.00	0.00
3400 State - Categorical	0.00	0.00
3500 Special Programs	0.00	0.00
3600 Other State Sources of Revenue	0.00	5.07
3700 Child Nutrition Program	0.00	0.00
3800 State Vocational Programs - Multi-Source	0.00	0.00
TOTAL	\$0.00	\$5.07
4000 FEDERAL SOURCES OF REVENUE:		
4100 Grants-In-Aid Direct From The Federal Government	\$0.00	\$0.00
4200 Disadvantage Students	0.00	0.00
4300 Individuals With Disabilities	0.00	0.00
4400 No Child Left Behind	0.00	0.00
4500 Grants-In-Aid Passed Through Other State/Intermediate Sources	0.00	0.00
4600 Other Federal Sources Passed Through State Dept Of Education	0.00	0.00
4700 Child Nutrition Programs	0.00	0.00
4800 Federal Vocational Education	0.00	0.00
TOTAL	\$0.00	\$0.00
5000 NON-REVENUE RECEIPTS:		
5100 Return of Assets	\$0.00	\$0.00
GRAND TOTAL	\$0.00	\$1,268.40

BUILDING FUND ACCOUNTS COVERING THE PERIOD JULY 1, 2015 TO JUNE 30, 2016
ESTIMATE OF NEEDS FOR 2016-2017

EXHIBIT "B"

Page 15

2015-16 ACCOUNT OVER (UNDER)	BASIS AND LIMIT OF ENSUING ESTIMATE	2016-17 ACCOUNT		
		CHARGEABLE INCOME	ESTIMATED BY GOVERNING BOARD	APPROVED BY EXCISE BOARD
\$0.00	0.00%	\$0.00	\$0.00	\$0.00
1,263.33	0.00%	0.00	0.00	0.00
0.00	0.00%	0.00	0.00	0.00
0.00	0.00%	0.00	0.00	0.00
0.00	0.00%	0.00	0.00	0.00
0.00	0.00%	0.00	0.00	0.00
0.00	0.00%	0.00	0.00	0.00
\$1,263.33		\$0.00	\$0.00	\$0.00
\$0.00	0.00%	\$0.00	\$0.00	\$0.00
0.00	0.00%	0.00	0.00	0.00
0.00	0.00%	0.00	0.00	0.00
0.00	0.00%	0.00	0.00	0.00
\$0.00		\$0.00	\$0.00	\$0.00
\$0.00	0.00%	\$0.00	\$0.00	\$0.00
0.00	0.00%	0.00	0.00	0.00
0.00	0.00%	0.00	0.00	0.00
0.00	0.00%	0.00	0.00	0.00
0.00	0.00%	0.00	0.00	0.00
0.00	0.00%	0.00	0.00	0.00
0.00	0.00%	0.00	0.00	0.00
0.00	0.00%	0.00	0.00	0.00
0.00	0.00%	0.00	0.00	0.00
0.00	0.00%	0.00	0.00	0.00
0.00	0.00%	0.00	0.00	0.00
0.00	0.00%	0.00	0.00	0.00
0.00	0.00%	0.00	0.00	0.00
0.00	0.00%	0.00	0.00	0.00
0.00	0.00%	0.00	0.00	0.00
0.00	0.00%	0.00	0.00	0.00
0.00	0.00%	0.00	0.00	0.00
0.00	0.00%	0.00	0.00	0.00
0.00	0.00%	0.00	0.00	0.00
0.00	0.00%	0.00	0.00	0.00
0.00	0.00%	0.00	0.00	0.00
0.00	0.00%	0.00	0.00	0.00
0.00	0.00%	0.00	0.00	0.00
0.00	0.00%	0.00	0.00	0.00
5.07	0.00%	0.00	0.00	0.00
0.00	0.00%	0.00	0.00	0.00
0.00	0.00%	0.00	0.00	0.00
\$5.07		\$0.00	\$0.00	\$0.00
\$0.00	0.00%	\$0.00	\$0.00	\$0.00
0.00	0.00%	0.00	0.00	0.00
0.00	0.00%	0.00	0.00	0.00
0.00	0.00%	0.00	0.00	0.00
0.00	0.00%	0.00	0.00	0.00
0.00	0.00%	0.00	0.00	0.00
0.00	0.00%	0.00	0.00	0.00
0.00	0.00%	0.00	0.00	0.00
0.00	0.00%	0.00	0.00	0.00
\$0.00		\$0.00	\$0.00	\$0.00
\$0.00	0.00%	\$0.00	\$0.00	\$0.00
\$1,268.40		\$0.00	\$0.00	\$0.00

BUILDING FUND ACCOUNTS COVERING THE PERIOD JULY 1, 2015 TO JUNE 30, 2016
ESTIMATE OF NEEDS FOR 2016-2017

EXHIBIT "B"

Page 16

Schedule 5, Expenditures Building Fund Cash Accounts of Current and all Prior Years	
CURRENT AND ALL PRIOR YEARS	2015-16
Cash Balance Reported to Excise Board 6-30-2015	\$0.00
Cash Fund Balance Transferred Out	
Cash Fund Balance Transferred In	407,092.52
Adjusted Cash Balance	\$407,092.52
Ad Valorem Tax Apportioned To Year In Caption	479,884.23
Miscellaneous Revenue (Schedule 4)	1,268.40
Cash Fund Balance Forward From Preceding Year	836.85
Prior Expenditures Recovered	
TOTAL RECEIPTS	\$481,989.48
TOTAL RECEIPTS AND BALANCE	\$889,082.00
Warrants Paid of Year in Caption	252,377.74
Interest Paid Thereon	0.00
Bank Fees and Cash Charges	0.00
TOTAL DISBURSEMENTS	\$252,377.74
CASH BALANCE JUNE 30, 2016	\$636,704.26
Reserve for Warrants Outstanding	788.91
Reserve for Interest on Warrants	0.00
Reserves From Schedule 8	0.00
TOTAL LIABILITIES AND RESERVE	\$788.91
DEFICIT: (Red Figure)	\$0.00
CASH FUND BALANCE FORWARD TO SUCCEEDING YEAR	\$635,915.35

Schedule 6, Building Fund Warrant Account of Current and All Prior Years	
CURRENT AND ALL PRIOR YEARS	2015-16
Warrants Outstanding 6-30 of Year in Caption	
Warrants Registered During Year	253,166.65
TOTAL	\$253,166.65
Warrants Paid During Year	252,377.74
Warrants Converted to Bonds or Judgments	
Warrants Cancelled	
Warrants estopped by Statute	
TOTAL WARRANTS RETIRED	\$252,377.74
BALANCE WARRANTS OUTSTANDING JUNE 30, 2016	\$788.91

Schedule 7, 2015 Ad Valorem Tax Account			
2015 Net Valuation Certified To County Excise Board	\$72,721,518.00	5.000 Mills	Amount
Total Proceeds of Levy as Certified			\$374,515.82
Additions:			
Deductions:			
Gross Balance Tax			\$374,515.82
Less Reserve for Delinquent Tax			34,046.89
Reserve for Protests Pending			0.00
Balance Available Tax			\$340,468.93
Deduct 2015 Tax Apportioned			479,884.23
Net Balance 2015 Tax in Process of Collection			\$0.00
Excess Collections			\$139,415.30

S.A.&I. Form 2661R06 Entity: Pioneer-Pleasant Vale I-056 , Garfield County

22-Sep-16

BUILDING FUND ACCOUNTS COVERING THE PERIOD JULY 1, 2015 TO JUNE 30, 2016
ESTIMATE OF NEEDS FOR 2016-2017

EXHIBIT "B"

Schedule 5, (Continued)						
2014-15	2013-14	2012-13	2011-12	2010-11	2009-10	TOTAL
\$418,167.13	\$0.00	\$0.00	\$0.00	\$0.00	\$0.00	\$418,167.13
407,092.52						407,092.52
						407,092.52
\$11,074.61	\$0.00	\$0.00	\$0.00	\$0.00	\$0.00	\$418,167.13
836.85						480,721.08
						1,268.40
0.00	0.00					836.85
						0.00
\$836.85	\$0.00	\$0.00	\$0.00	\$0.00	\$0.00	\$482,826.33
\$11,911.46	\$0.00	\$0.00	\$0.00	\$0.00	\$0.00	\$900,993.46
11,074.61	0.00	0.00	0.00	0.00	0.00	263,452.35
0.00	0.00	0.00	0.00	0.00	0.00	0.00
0.00	0.00	0.00	0.00	0.00	0.00	0.00
\$11,074.61	\$0.00	\$0.00	\$0.00	\$0.00	\$0.00	\$263,452.35
\$836.85	\$0.00	\$0.00	\$0.00	\$0.00	\$0.00	\$637,541.11
0.00	0.00	0.00	0.00	0.00	0.00	788.91
0.00	0.00	0.00	0.00	0.00	0.00	0.00
0.00	0.00	0.00	0.00	0.00	0.00	0.00
\$0.00	\$0.00	\$0.00	\$0.00	\$0.00	\$0.00	\$788.91
\$0.00	\$0.00	\$0.00	\$0.00	\$0.00	\$0.00	\$0.00
\$836.85	\$0.00	\$0.00	\$0.00	\$0.00	\$0.00	\$636,752.20

Schedule 6, (Continued)						
2014-15	2013-14	2012-13	2011-12	2010-11	2009-10	TOTAL
\$11,074.61	\$0.00	\$0.00	\$0.00	\$0.00	\$0.00	\$11,074.61
0.00						253,166.65
\$11,074.61	\$0.00	\$0.00	\$0.00	\$0.00	\$0.00	\$264,241.26
11,074.61	0.00					263,452.35
						0.00
						0.00
0.00	0.00	0.00	0.00	0.00	0.00	0.00
\$11,074.61	\$0.00	\$0.00	\$0.00	\$0.00	\$0.00	\$263,452.35
\$0.00	\$0.00	\$0.00	\$0.00	\$0.00	\$0.00	\$788.91

Schedule 9, Building Fund Investments						
INVESTED IN	Investments On Hand June 30, 2015	Since Purchased	Liquidations		Barred by Court Order	Investments On Hand June 30, 2016
			By Collection Of Cost	Amortized Premium		
Cert of Deposit	\$0.00	\$0.00	\$0.00	\$0.00	\$0.00	\$0.00
						0.00
						0.00
						0.00
						0.00
						0.00
						0.00
						0.00
						0.00
						0.00
						0.00
						0.00
						0.00
TOTAL INVEST	\$0.00	\$0.00	\$0.00	\$0.00	\$0.00	\$0.00

BUILDING FUND ACCOUNTS COVERING THE PERIOD JULY 1, 2015 TO JUNE 30, 2016
ESTIMATE OF NEEDS FOR 2016-2017

EXHIBIT "B"

Page 18

Schedule 8, Report of Prior Year Expenditures				
APPROPRIATED ACCOUNTS	FISCAL YEAR ENDING JUNE 30, 2015			APPROPRIATIONS ORIGINAL
	RESERVES 6-30-2015	WARRANTS SINCE ISSUED	BALANCE LAPSED APPROPR	
1000 INSTRUCTION	\$0.00	\$0.00	\$0.00	\$0.00
2000 SUPPORT SERVICES:				
2100 Support Services - Students	\$0.00	\$0.00	\$0.00	\$0.00
2200 Support Services - Instructional Staff	0.00	0.00	0.00	0.00
2300 Support Services - General Administration	0.00	0.00	0.00	0.00
2400 Support Services - School Administration	0.00	0.00	0.00	0.00
2500 Support Services - Business	0.00	0.00	0.00	0.00
2600 Operations And Maintenance of Plant Services	0.00	0.00	0.00	747,561.45
2700 Student Transportation Services	0.00	0.00	0.00	0.00
2800 Support Services - Central	0.00	0.00	0.00	0.00
2900 Other Support Services	0.00	0.00	0.00	0.00
TOTAL	\$0.00	\$0.00	\$0.00	\$747,561.45
3000 OPERATION OF NON-INSTRUCTION SERVICES:				
3100 Child Nutrition Programs Operations	\$0.00	\$0.00	\$0.00	\$0.00
3200 Other Enterprise Service Operations	0.00	0.00	\$0.00	0.00
3300 Community Services Operations	0.00	0.00	\$0.00	0.00
TOTAL	\$0.00	\$0.00	\$0.00	\$0.00
4000 FACILITIES ACQUISITION & CONSTRUCTION SERVICES:				
4100 Supv. of Facilities Acquisition and Construction	\$0.00	\$0.00	\$0.00	\$0.00
4200 Site Acquisition Services	0.00	0.00	\$0.00	0.00
4300 Site Improvement Services	0.00	0.00	\$0.00	0.00
4400 Architecture and Engineering Services	0.00	0.00	\$0.00	0.00
4500 Educational Specifications Development Services	0.00	0.00	\$0.00	0.00
4600 Building Acquisition and Construction Services	0.00	0.00	\$0.00	0.00
4700 Building Improvement Services	0.00	0.00	\$0.00	0.00
4900 Other Facilities Acquisition and Const. Services	0.00	0.00	\$0.00	0.00
TOTAL	\$0.00	\$0.00	\$0.00	\$0.00
5000 OTHER OUTLAYS:				
5100 Debt Service	\$0.00	\$0.00	\$0.00	\$0.00
5200 Reimbursement(Child Nutrition Fund)	0.00	0.00	\$0.00	0.00
5300 Clearing Account	0.00	0.00	\$0.00	0.00
5400 Indirect Cost Entitlement	0.00	0.00	\$0.00	0.00
5500 Private Nonprofit Schools	0.00	0.00	\$0.00	0.00
5600 Correcting Entry	0.00	0.00	\$0.00	0.00
TOTAL	\$0.00	\$0.00	\$0.00	\$0.00
7000 OTHER USES	\$0.00	\$0.00	\$0.00	\$0.00
8000 REPAYMENTS	\$0.00	\$0.00	\$0.00	\$0.00
TOTAL BUILDING FUND	\$0.00	\$0.00	\$0.00	\$747,561.45
Bank Fees and Cash Charges	\$0.00	\$0.00	\$0.00	\$0.00
Provision For Interest on Warrants	\$0.00	\$0.00	\$0.00	\$0.00
GRAND TOTAL	\$0.00	\$0.00	\$0.00	\$747,561.45

ESTIMATE OF NEEDS FOR THE FISCAL YEAR 2016-2017
PURPOSE:
Current Expense
Interest
Pro rata share of County Assessor's Budget by County Excise Board
GRAND TOTAL - Home School

BUILDING FUND ACCOUNTS COVERING THE PERIOD JULY 1, 2015 TO JUNE 30, 2016
ESTIMATE OF NEEDS FOR 2016-2017

EXHIBIT "B"

Page 19

FISCAL YEAR ENDING JUNE 30, 2016						FISCAL YEAR 2015-2016 EXPENDITURES FOR CURRENT EXPENSE PURPOSES
APPROPRIATIONS		NET AMOUNT	WARRANTS ISSUED	RESERVES	LAPSED BALANCE KNOWN TO BE UNENCUMBERED	
SUPPLEMENTAL ADJUSTMENTS						
ADDED	CANCELLED					
\$0.00	\$0.00	\$0.00	\$0.00	\$0.00	\$0.00	\$0.00
\$0.00	\$0.00	\$0.00	\$0.00	\$0.00	\$0.00	\$0.00
0.00	0.00	0.00	0.00	0.00	0.00	0.00
0.00	0.00	0.00	0.00	0.00	0.00	0.00
0.00	0.00	0.00	0.00	0.00	0.00	0.00
0.00	0.00	0.00	0.00	0.00	0.00	0.00
0.00	0.00	747,561.45	249,630.18	0.00	497,931.27	249,630.18
0.00	0.00	0.00	0.00	0.00	0.00	0.00
0.00	0.00	0.00	0.00	0.00	0.00	0.00
0.00	0.00	0.00	0.00	0.00	0.00	0.00
\$0.00	\$0.00	\$747,561.45	\$249,630.18	\$0.00	\$497,931.27	\$249,630.18
\$0.00	\$0.00	\$0.00	\$0.00	\$0.00	\$0.00	\$0.00
0.00	0.00	0.00	0.00	0.00	0.00	0.00
0.00	0.00	0.00	0.00	0.00	0.00	0.00
\$0.00	\$0.00	\$0.00	\$0.00	\$0.00	\$0.00	\$0.00
\$0.00	\$0.00	\$0.00	\$0.00	\$0.00	\$0.00	\$0.00
0.00	0.00	0.00	0.00	0.00	0.00	0.00
0.00	0.00	0.00	0.00	0.00	0.00	0.00
0.00	0.00	0.00	0.00	0.00	0.00	0.00
0.00	0.00	0.00	0.00	0.00	0.00	0.00
0.00	0.00	0.00	0.00	0.00	0.00	0.00
0.00	0.00	0.00	0.00	0.00	0.00	0.00
0.00	0.00	0.00	0.00	0.00	0.00	0.00
\$0.00	\$0.00	\$0.00	\$0.00	\$0.00	\$0.00	\$0.00
\$0.00	\$0.00	\$0.00	\$0.00	\$0.00	\$0.00	\$0.00
0.00	0.00	0.00	0.00	0.00	0.00	0.00
0.00	0.00	0.00	0.00	0.00	0.00	0.00
0.00	0.00	0.00	0.00	0.00	0.00	0.00
0.00	0.00	0.00	0.00	0.00	0.00	0.00
0.00	0.00	0.00	3,536.47	0.00	(3,536.47)	3,536.47
\$0.00	\$0.00	\$0.00	\$3,536.47	\$0.00	(\$3,536.47)	\$3,536.47
\$0.00	\$0.00	\$0.00	\$0.00	\$0.00	\$0.00	\$0.00
\$0.00	\$0.00	\$0.00	\$0.00	\$0.00	\$0.00	\$0.00
\$0.00	\$0.00	\$747,561.45	\$253,166.65	\$0.00	\$494,394.80	\$253,166.65
\$0.00	\$0.00	\$0.00	\$0.00	\$0.00	\$0.00	\$0.00
\$0.00	\$0.00	\$0.00	\$0.00	\$0.00	\$0.00	\$0.00
\$0.00	\$0.00	\$747,561.45	\$253,166.65	\$0.00	\$494,394.80	\$253,166.65

	Estimate of Needs by Governing Board	Approved by County Excise Board
	\$953,165.95	\$953,165.95
	0.00	0.00
	0.00	0.00
	953,165.95	953,165.95

CO-OP FUND ACCOUNTS COVERING THE PERIOD JULY 1, 2015 TO JUNE 30, 2016
ESTIMATE OF NEEDS FOR 2016-2017

EXHIBIT "C"

Page 20

Schedule 1, Current Balance Sheet - June 30, 2016	
	Amount
ASSETS:	
Cash Balance June 30, 2016	\$0.00
Investments	0.00
TOTAL ASSETS	\$0.00
LIABILITIES AND RESERVES:	
Warrants Outstanding	0.00
Reserve for Interest on Warrants	0.00
Reserves From Schedule 8	0.00
TOTAL LIABILITIES AND RESERVES	\$0.00
CASH FUND BALANCE JUNE 30, 2016	\$0.00
TOTAL LIABILITIES, RESERVES AND CASH FUND BALANCE	\$0.00

Schedule 5, Expenditures Co-op Fund Cash Accounts of Current and all Prior Years	
	2015-16
CURRENT AND ALL PRIOR YEARS	
Cash Balance Reported to Excise Board 6-30-2015	\$0.00
Cash Fund Balance Transferred Out	
Cash Fund Balance Transferred In	0.00
Adjusted Cash Balance	\$0.00
Miscellaneous Revenue (Schedule 4)	0.00
Cash Fund Balance Forward From Preceding Year	0.00
Prior Expenditures Recovered	
TOTAL RECEIPTS	\$0.00
TOTAL RECEIPTS AND BALANCE	\$0.00
Warrants Paid of Year in Caption	0.00
Interest Paid Thereon	0.00
Bank Fees and Cash Charges	0.00
TOTAL DISBURSEMENTS	\$0.00
CASH BALANCE JUNE 30, 2016	\$0.00
Reserve for Warrants Outstanding	0.00
Reserve for Interest on Warrants	0.00
Reserves From Schedule 8	0.00
TOTAL LIABILITIES AND RESERVE	\$0.00
DEFICIT: (Red Figure)	\$0.00
CASH FUND BALANCE FORWARD TO SUCCEEDING YEAR	\$0.00

Schedule 6, Co-op Fund Warrant Account of Current and All Prior Years	
	2015-16
CURRENT AND ALL PRIOR YEARS	
Warrants Outstanding 6-30 of Year in Caption	
Warrants Registered During Year	0.00
TOTAL	\$0.00
Warrants Paid During Year	0.00
Warrants Converted to Bonds or Judgments	
Warrants Cancelled	
Warrants estopped by Statute	
TOTAL WARRANTS RETIRED	\$0.00
BALANCE WARRANTS OUTSTANDING JUNE 30, 2016	\$0.00

S.A.&I. Form 2661R06 Entity: Pioneer-Pleasant Vale I-056 , Garfield County

22-Sep-16

CO-OP FUND ACCOUNTS COVERING THE PERIOD JULY 1, 2015 TO JUNE 30, 2016
ESTIMATE OF NEEDS FOR 2016-2017

Schedule 2, Revenue and Requirements - 2015-2016		
	Detail	Total
REVENUE:		
Cash Balance June 30, 2015	\$0.00	
Cash Fund Balance Transferred From Prior Years	0.00	
Miscellaneous Revenue Apportioned	0.00	
TOTAL REVENUE		\$0.00
REQUIREMENTS:		
Claims Paid by Warrants Issued & Transfer Fees Apportioned	\$0.00	
Reserves From Schedule 8	0.00	
Interest Paid on Warrants	0.00	
Bank Fees and Cash Charges	0.00	
Reserve for Interest on Warrants	0.00	
TOTAL REQUIREMENTS		\$0.00
ADD: Cash Fund Balance as Per Balance Sheet 6-30-2016		0.00
TOTAL REQUIREMENTS AND CASH FUND BALANCE		\$0.00

Schedule 5, (Continued)						
2014-15	2013-14	2012-13	2011-12	2010-11	2009-10	TOTAL
\$0.00	\$0.00	\$0.00	\$0.00	\$0.00	\$0.00	\$0.00
0.00						0.00
						0.00
\$0.00	\$0.00	\$0.00	\$0.00	\$0.00	\$0.00	\$0.00
						0.00
0.00						0.00
						0.00
\$0.00	\$0.00	\$0.00	\$0.00	\$0.00	\$0.00	\$0.00
\$0.00	\$0.00	\$0.00	\$0.00	\$0.00	\$0.00	\$0.00
0.00	0.00	0.00	0.00	0.00	0.00	0.00
0.00	0.00	0.00	0.00	0.00	0.00	0.00
0.00	0.00	0.00	0.00	0.00	0.00	0.00
\$0.00	\$0.00	\$0.00	\$0.00	\$0.00	\$0.00	\$0.00
\$0.00	\$0.00	\$0.00	\$0.00	\$0.00	\$0.00	\$0.00
0.00	0.00	0.00	0.00	0.00	0.00	0.00
0.00	0.00	0.00	0.00	0.00	0.00	0.00
0.00	0.00	0.00	0.00	0.00	0.00	0.00
\$0.00	\$0.00	\$0.00	\$0.00	\$0.00	\$0.00	\$0.00
\$0.00	\$0.00	\$0.00	\$0.00	\$0.00	\$0.00	\$0.00
\$0.00	\$0.00	\$0.00	\$0.00	\$0.00	\$0.00	\$0.00

Schedule 6, (Continued)						
2014-15	2013-14	2012-13	2011-12	2010-11	2009-10	TOTAL
\$0.00	\$0.00	\$0.00	\$0.00	\$0.00	\$0.00	\$0.00
0.00						0.00
\$0.00	\$0.00	\$0.00	\$0.00	\$0.00	\$0.00	\$0.00
0.00	0.00					0.00
						0.00
						0.00
0.00	0.00	0.00	0.00	0.00	0.00	0.00
\$0.00	\$0.00	\$0.00	\$0.00	\$0.00	\$0.00	\$0.00
\$0.00	\$0.00	\$0.00	\$0.00	\$0.00	\$0.00	\$0.00

CO-OP FUND ACCOUNTS COVERING THE PERIOD JULY 1, 2015 TO JUNE 30, 2016
ESTIMATE OF NEEDS FOR 2016-2017

EXHIBIT "C"

Page 22

Schedule 4, Miscellaneous Revenue		
SOURCE	2015-16 ACCOUNT	
	AMOUNT ESTIMATED	ACTUALLY COLLECTED
1000 DISTRICT SOURCES OF REVENUE:		
1200 Tuition & Fees	\$0.00	\$0.00
1300 Earnings on Investments and Bond Sales	0.00	0.00
1400 Rental, Disposals and Commissions	0.00	0.00
1500 Reimbursements	0.00	0.00
1600 Other Local Sources of Revenue	0.00	0.00
1700 Child Nutrition Programs	0.00	0.00
1800 Athletics	0.00	0.00
TOTAL	\$0.00	\$0.00
2000 INTERMEDIATE SOURCES OF REVENUE:		
2100 County 4 Mill Ad Valorem Tax	\$0.00	\$0.00
2200 County Apportionment (Mortgage Tax)	0.00	0.00
2300 Resale of Property Fund Distribution	0.00	0.00
2900 Other Intermediate Sources of Revenue	0.00	0.00
TOTAL	\$0.00	\$0.00
3000 STATE SOURCES OF REVENUE:		
3110 Gross Production Tax	\$0.00	\$0.00
3120 Motor Vehicle Collections	0.00	0.00
3130 Rural Electric Cooperative Tax	0.00	0.00
3140 State School Land Earnings	0.00	0.00
3150 Vehicle Tax Stamps	0.00	0.00
3160 Farm Implement Tax Stamps	0.00	0.00
3170 Trailers and Mobile Homes	0.00	0.00
3190 Other Dedicated Revenue	0.00	0.00
3100 Total Dedicated Revenue	\$0.00	\$0.00
3210 Foundation and Salary Incentive Aid	0.00	0.00
3220 Mid-Term Adjustment For Attendance	0.00	0.00
3230 Teacher Consultant Stipend	0.00	0.00
3250 Flexible Benefit Allowance	0.00	0.00
3200 Total State Aid - General Operations - Non-Categorical	\$0.00	\$0.00
3300 State Aid - Competitive Grants - Categorical	0.00	0.00
3400 State - Categorical	0.00	0.00
3500 Special Programs	0.00	0.00
3600 Other State Sources of Revenue	0.00	0.00
3700 Child Nutrition Program	0.00	0.00
3800 State Vocational Programs - Multi-Source	0.00	0.00
TOTAL	\$0.00	\$0.00
4000 FEDERAL SOURCES OF REVENUE:		
4100 Grants-In-Aid Direct From The Federal Government	\$0.00	\$0.00
4200 Disadvantage Students	0.00	0.00
4300 Individuals With Disabilities	0.00	0.00
4400 No Child Left Behind	0.00	0.00
4500 Grants-In-Aid Passed Through Other State/Intermediate Sources	0.00	0.00
4600 Other Federal Sources Passed Through State Dept Of Education	0.00	0.00
4700 Child Nutrition Programs	0.00	0.00
4800 Federal Vocational Education	0.00	0.00
TOTAL	\$0.00	\$0.00
5000 NON-REVENUE RECEIPTS:		
5100 Return of Assets	\$0.00	\$0.00
GRAND TOTAL	\$0.00	\$0.00

CO-OP FUND ACCOUNTS COVERING THE PERIOD JULY 1, 2015 TO JUNE 30, 2016
ESTIMATE OF NEEDS FOR 2016-2017

2015-16 ACCOUNT OVER (UNDER)	BASIS AND LIMIT OF ENSUING ESTIMATE	2016-17 ACCOUNT		
		CHARGEABLE INCOME	ESTIMATED BY GOVERNING BOARD	APPROVED BY EXCISE BOARD
\$0.00	0.00%	\$0.00	21,000.00	\$21,000.00
0.00	0.00%	0.00	0.00	0.00
0.00	0.00%	0.00	0.00	0.00
0.00	0.00%	0.00	0.00	0.00
0.00	0.00%	0.00	19,486.92	19,486.92
0.00	0.00%	0.00	0.00	0.00
0.00	0.00%	0.00	0.00	0.00
\$0.00		\$0.00	\$40,486.92	\$40,486.92
\$0.00	0.00%	\$0.00	\$0.00	\$0.00
0.00	0.00%	0.00	0.00	0.00
0.00	0.00%	0.00	0.00	0.00
0.00	0.00%	0.00	0.00	0.00
\$0.00		\$0.00	\$0.00	\$0.00
\$0.00	0.00%	\$0.00	\$0.00	\$0.00
0.00	0.00%	0.00	0.00	0.00
0.00	0.00%	0.00	0.00	0.00
0.00	0.00%	0.00	0.00	0.00
0.00	0.00%	0.00	0.00	0.00
0.00	0.00%	0.00	0.00	0.00
0.00	0.00%	0.00	0.00	0.00
0.00	0.00%	0.00	0.00	0.00
0.00	0.00%	0.00	0.00	0.00
0.00	0.00%	0.00	0.00	0.00
0.00	0.00%	0.00	0.00	0.00
0.00	0.00%	0.00	0.00	0.00
0.00	0.00%	0.00	0.00	0.00
0.00	0.00%	0.00	0.00	0.00
0.00	0.00%	0.00	0.00	0.00
0.00	0.00%	0.00	0.00	0.00
0.00	0.00%	0.00	0.00	0.00
0.00	0.00%	0.00	0.00	0.00
0.00	0.00%	0.00	39,596.00	39,596.00
0.00	0.00%	0.00	0.00	0.00
0.00	0.00%	0.00	0.00	0.00
0.00	0.00%	0.00	0.00	0.00
0.00	0.00%	0.00	0.00	0.00
0.00	0.00%	0.00	0.00	0.00
0.00	0.00%	0.00	0.00	0.00
0.00	0.00%	0.00	0.00	0.00
0.00	0.00%	0.00	0.00	0.00
\$0.00		\$0.00	\$39,596.00	\$39,596.00
\$0.00	0.00%	\$0.00	\$0.00	\$0.00
0.00	0.00%	0.00	0.00	0.00
0.00	0.00%	0.00	0.00	0.00
0.00	0.00%	0.00	0.00	0.00
0.00	0.00%	0.00	0.00	0.00
0.00	0.00%	0.00	0.00	0.00
0.00	0.00%	0.00	0.00	0.00
0.00	0.00%	0.00	0.00	0.00
0.00	0.00%	0.00	0.00	0.00
0.00	0.00%	0.00	0.00	0.00
\$0.00		\$0.00	\$0.00	\$0.00
\$0.00	0.00%	\$0.00	\$0.00	\$0.00
\$0.00		\$0.00	\$80,082.92	\$80,082.92

CO-OP FUND ACCOUNTS COVERING THE PERIOD JULY 1, 2015 TO JUNE 30, 2016
ESTIMATE OF NEEDS FOR 2016-2017

EXHIBIT "C"

Page 24

Schedule 8, Report of Prior Year Expenditures				
APPROPRIATED ACCOUNTS	FISCAL YEAR ENDING JUNE 30, 2015			APPROPRIATIONS ORIGINAL
	RESERVES 6-30-2015	WARRANTS SINCE ISSUED	BALANCE LAPSED APPROPR	
1000 INSTRUCTION	\$0.00	\$0.00	\$0.00	\$0.00
2000 SUPPORT SERVICES:				
2100 Support Services - Students	\$0.00	\$0.00	\$0.00	\$0.00
2200 Support Services - Instructional Staff	0.00	0.00	\$0.00	0.00
2300 Support Services - General Administration	0.00	0.00	\$0.00	0.00
2400 Support Services - School Administration	0.00	0.00	\$0.00	0.00
2500 Support Services - Business	0.00	0.00	\$0.00	0.00
2600 Operations And Maintenance of Plant Services	0.00	0.00	\$0.00	0.00
2700 Student Transportation Services	0.00	0.00	\$0.00	0.00
2800 Support Services - Central	0.00	0.00	\$0.00	0.00
2900 Other Support Services	0.00	0.00	\$0.00	0.00
TOTAL	\$0.00	\$0.00	\$0.00	\$0.00
3000 OPERATION OF NON-INSTRUCTION SERVICES:				
3100 Child Nutrition Programs Operations	0.00	\$0.00	\$0.00	\$0.00
3200 Other Enterprise Service Operations	0.00	0.00	\$0.00	0.00
3300 Community Services Operations	0.00	0.00	\$0.00	0.00
TOTAL	\$0.00	\$0.00	\$0.00	\$0.00
4000 FACILITIES ACQUISITION & CONSTRUCTION SERV:				
4100 Supv. of Facilities Acquisition and Construction	\$0.00	\$0.00	\$0.00	\$0.00
4200 Site Acquisition Services	0.00	0.00	\$0.00	0.00
4300 Site Improvement Services	0.00	0.00	\$0.00	0.00
4400 Architecture and Engineering Services	0.00	0.00	\$0.00	0.00
4500 Educational Specifications Development Services	0.00	0.00	\$0.00	0.00
4600 Building Acquisition and Construction Services	0.00	0.00	\$0.00	0.00
4700 Building Improvement Services	0.00	0.00	\$0.00	0.00
4900 Other Facilities Acquisition and Const. Services	0.00	0.00	\$0.00	0.00
TOTAL	\$0.00	\$0.00	\$0.00	\$0.00
5000 OTHER OUTLAYS:				
5100 Debt Service	\$0.00	\$0.00	\$0.00	\$0.00
5200 Reimbursement(Child Nutrition Fund)	0.00	0.00	\$0.00	0.00
5300 Clearing Account	0.00	0.00	\$0.00	0.00
5400 Indirect Cost Entitlement	0.00	0.00	\$0.00	0.00
5500 Private Nonprofit Schools	0.00	0.00	\$0.00	0.00
5600 Correcting Entry	0.00	0.00	\$0.00	0.00
TOTAL	\$0.00	\$0.00	\$0.00	\$0.00
7000 OTHER USES	\$0.00	\$0.00	\$0.00	\$0.00
8000 REPAYMENTS	\$0.00	\$0.00	\$0.00	\$0.00
TOTAL CO-OP FUND	\$0.00	\$0.00	\$0.00	\$0.00
Bank Fees and Cash Charges	\$0.00	\$0.00	\$0.00	\$0.00
Provision For Interest on Warrants	\$0.00	\$0.00	\$0.00	\$0.00
GRAND TOTAL	\$0.00	\$0.00	\$0.00	\$0.00

ESTIMATE OF NEEDS FOR THE FISCAL YEAR 2016-2017
PURPOSE:
Current Expense
Interest
Pro rata share of County Assessor's Budget by County Excise Board
GRAND TOTAL - Home School

CO-OP FUND ACCOUNTS COVERING THE PERIOD JULY 1, 2015 TO JUNE 30, 2016
ESTIMATE OF NEEDS FOR 2016-2017

FISCAL YEAR ENDING JUNE 30, 2016						FISCAL YEAR 2015-2016 EXPENDITURES FOR CURRENT EXPENSE PURPOSES
APPROPRIATIONS		NET AMOUNT	WARRANTS ISSUED	RESERVES	LAPSED BALANCE KNOWN TO BE UNENCUMBERED	
SUPPLEMENTAL ADJUSTMENTS						
ADDED	CANCELLED					
\$0.00	\$0.00	\$0.00	\$0.00	\$0.00	\$0.00	\$0.00
\$0.00	\$0.00	\$0.00	\$0.00	\$0.00	\$0.00	\$0.00
0.00	0.00	0.00	0.00	0.00	0.00	0.00
0.00	0.00	0.00	0.00	0.00	0.00	0.00
0.00	0.00	0.00	0.00	0.00	0.00	0.00
0.00	0.00	0.00	0.00	0.00	0.00	0.00
0.00	0.00	0.00	0.00	0.00	0.00	0.00
0.00	0.00	0.00	0.00	0.00	0.00	0.00
0.00	0.00	0.00	0.00	0.00	0.00	0.00
0.00	0.00	0.00	0.00	0.00	0.00	0.00
0.00	0.00	0.00	0.00	0.00	0.00	0.00
0.00	0.00	0.00	0.00	0.00	0.00	0.00
\$0.00	\$0.00	\$0.00	\$0.00	\$0.00	\$0.00	\$0.00
\$0.00	\$0.00	\$0.00	\$0.00	\$0.00	\$0.00	\$0.00
0.00	0.00	0.00	0.00	0.00	0.00	0.00
0.00	0.00	0.00	0.00	0.00	0.00	0.00
\$0.00	\$0.00	\$0.00	\$0.00	\$0.00	\$0.00	\$0.00
\$0.00	\$0.00	\$0.00	\$0.00	\$0.00	\$0.00	\$0.00
0.00	0.00	0.00	0.00	0.00	0.00	0.00
0.00	0.00	0.00	0.00	0.00	0.00	0.00
0.00	0.00	0.00	0.00	0.00	0.00	0.00
0.00	0.00	0.00	0.00	0.00	0.00	0.00
0.00	0.00	0.00	0.00	0.00	0.00	0.00
0.00	0.00	0.00	0.00	0.00	0.00	0.00
0.00	0.00	0.00	0.00	0.00	0.00	0.00
\$0.00	\$0.00	\$0.00	\$0.00	\$0.00	\$0.00	\$0.00
\$0.00	\$0.00	\$0.00	\$0.00	\$0.00	\$0.00	\$0.00
0.00	0.00	0.00	0.00	0.00	0.00	0.00
0.00	0.00	0.00	0.00	0.00	0.00	0.00
0.00	0.00	0.00	0.00	0.00	0.00	0.00
0.00	0.00	0.00	0.00	0.00	0.00	0.00
0.00	0.00	0.00	0.00	0.00	0.00	0.00
\$0.00	\$0.00	\$0.00	\$0.00	\$0.00	\$0.00	\$0.00
\$0.00	\$0.00	\$0.00	\$0.00	\$0.00	\$0.00	\$0.00
\$0.00	\$0.00	\$0.00	\$0.00	\$0.00	\$0.00	\$0.00
\$0.00	\$0.00	\$0.00	\$0.00	\$0.00	\$0.00	\$0.00
\$0.00	\$0.00	\$0.00	\$0.00	\$0.00	\$0.00	\$0.00
\$0.00	\$0.00	\$0.00	\$0.00	\$0.00	\$0.00	\$0.00
\$0.00	\$0.00	\$0.00	\$0.00	\$0.00	\$0.00	\$0.00
\$0.00	\$0.00	\$0.00	\$0.00	\$0.00	\$0.00	\$0.00

	Estimate of Needs by Governing Board	Approved by County Excise Board
	\$80,082.92	\$80,082.92
	0.00	0.00
	0.00	0.00
	80,082.92	80,082.92

CHILD NUTRITION FUND ACCOUNTS COVERING THE PERIOD JULY 1, 2015 TO JUNE 30, 2016
ESTIMATE OF NEEDS FOR 2016-2017

EXHIBIT "D"

Page 27

Schedule 1, Current Balance Sheet - June 30, 2016	
	Amount
ASSETS:	
Cash Balance June 30, 2016	\$112,714.66
Investments	0.00
TOTAL ASSETS	\$112,714.66
LIABILITIES AND RESERVES:	
Warrants Outstanding	38.95
Reserve for Interest on Warrants	0.00
Reserves From Schedule 8	0.00
TOTAL LIABILITIES AND RESERVES	\$38.95
CASH FUND BALANCE JUNE 30, 2016	\$112,675.71
TOTAL LIABILITIES, RESERVES AND CASH FUND BALANCE	\$112,714.66

Schedule 5, Expenditures Child Nutrition Fund Cash Accounts of Current and all Prior Years	
	2015-16
CURRENT AND ALL PRIOR YEARS	
Cash Balance Reported to Excise Board 6-30-2015	\$0.00
Cash Fund Balance Transferred Out	
Cash Fund Balance Transferred In	110,623.64
Adjusted Cash Balance	\$110,623.64
Miscellaneous Revenue (Schedule 4)	298,576.76
Cash Fund Balance Forward From Preceding Year	0.00
Prior Expenditures Recovered	
TOTAL RECEIPTS	\$298,576.76
TOTAL RECEIPTS AND BALANCE	\$409,200.40
Warrants Paid of Year in Caption	296,485.74
Interest Paid Thereon	0.00
Bank Fees and Cash Charges	0.00
TOTAL DISBURSEMENTS	\$296,485.74
CASH BALANCE JUNE 30, 2016	\$112,714.66
Reserve for Warrants Outstanding	38.95
Reserve for Interest on Warrants	0.00
Reserves From Schedule 8	0.00
TOTAL LIABILITIES AND RESERVE	\$38.95
DEFICIT: (Red Figure)	\$0.00
CASH FUND BALANCE FORWARD TO SUCCEEDING YEAR	\$112,675.71

Schedule 6, Child Nutrition Fund Warrant Account of Current and All Prior Years	
	2015-16
CURRENT AND ALL PRIOR YEARS	
Warrants Outstanding 6-30 of Year in Caption	
Warrants Registered During Year	296,524.69
TOTAL	\$296,524.69
Warrants Paid During Year	296,485.74
Warrants Converted to Bonds or Judgments	
Warrants Cancelled	
Warrants estopped by Statute	
TOTAL WARRANTS RETIRED	\$296,485.74
BALANCE WARRANTS OUTSTANDING JUNE 30, 2016	\$38.95

S.A.&I. Form 2661R06 Entity: Pioneer-Pleasant Vale I-056 , Garfield County

22-Sep-16

CHILD NUTRITION FUND ACCOUNTS COVERING THE PERIOD JULY 1, 2015 TO JUNE 30, 2016
ESTIMATE OF NEEDS FOR 2016-2017

Schedule 2, Revenue and Requirements - 2015-2016		
	Detail	Total
REVENUE:		
Cash Balance June 30, 2015	\$110,623.64	
Cash Fund Balance Transferred From Prior Years	0.00	
Miscellaneous Revenue Apportioned	298,576.76	
TOTAL REVENUE		\$409,200.40
REQUIREMENTS:		
Claims Paid by Warrants Issued & Transfer Fees Apportioned	\$296,524.69	
Reserves From Schedule 8	0.00	
Interest Paid on Warrants	0.00	
Bank Fees and Cash Charges	0.00	
Reserve for Interest on Warrants	0.00	
TOTAL REQUIREMENTS		\$296,524.69
ADD: Cash Fund Balance as Per Balance Sheet 6-30-2016		112,675.71
TOTAL REQUIREMENTS AND CASH FUND BALANCE		\$409,200.40

Schedule 5, (Continued)						
2014-15	2013-14	2012-13	2011-12	2010-11	2009-10	TOTAL
\$117,105.68	\$0.00	\$0.00	\$0.00	\$0.00	\$0.00	\$117,105.68
110,623.64						110,623.64
						110,623.64
\$6,482.04	\$0.00	\$0.00	\$0.00	\$0.00	\$0.00	\$117,105.68
						298,576.76
0.00						0.00
						0.00
\$0.00	\$0.00	\$0.00	\$0.00	\$0.00	\$0.00	\$298,576.76
\$6,482.04	\$0.00	\$0.00	\$0.00	\$0.00	\$0.00	\$415,682.44
6,482.04	0.00	0.00	0.00	0.00	0.00	302,967.78
0.00	0.00	0.00	0.00	0.00	0.00	0.00
0.00	0.00	0.00	0.00	0.00	0.00	0.00
\$6,482.04	\$0.00	\$0.00	\$0.00	\$0.00	\$0.00	\$302,967.78
\$0.00	\$0.00	\$0.00	\$0.00	\$0.00	\$0.00	\$112,714.66
(0.00)	0.00	0.00	0.00	0.00	0.00	38.95
0.00	0.00	0.00	0.00	0.00	0.00	0.00
0.00	0.00	0.00	0.00	0.00	0.00	0.00
(\$0.00)	\$0.00	\$0.00	\$0.00	\$0.00	\$0.00	\$38.95
\$0.00	\$0.00	\$0.00	\$0.00	\$0.00	\$0.00	\$0.00
\$0.00	\$0.00	\$0.00	\$0.00	\$0.00	\$0.00	\$112,675.71

Schedule 6, (Continued)						
2014-15	2013-14	2012-13	2011-12	2010-11	2009-10	TOTAL
\$6,482.04	\$0.00	\$0.00	\$0.00	\$0.00	\$0.00	\$6,482.04
0.00						296,524.69
\$6,482.04	\$0.00	\$0.00	\$0.00	\$0.00	\$0.00	\$303,006.73
6,482.04	0.00					302,967.78
						0.00
						0.00
0.00	0.00	0.00	0.00	0.00	0.00	0.00
\$6,482.04	\$0.00	\$0.00	\$0.00	\$0.00	\$0.00	\$302,967.78
(\$0.00)	\$0.00	\$0.00	\$0.00	\$0.00	\$0.00	\$38.95

CHILD NUTRITION FUND ACCOUNTS COVERING THE PERIOD JULY 1, 2015 TO JUNE 30, 2016
ESTIMATE OF NEEDS FOR 2016-2017

EXHIBIT "D"

Page 29

Schedule 4, Miscellaneous Revenue		
SOURCE	2015-16 ACCOUNT	
	AMOUNT ESTIMATED	ACTUALLY COLLECTED
1000 DISTRICT SOURCES OF REVENUE:		
1200 Tuition & Fees	\$0.00	\$0.00
1300 Earnings on Investments and Bond Sales	0.00	0.00
1400 Rental, Disposals and Commissions	0.00	0.00
1500 Reimbursements	0.00	0.00
1600 Other Local Sources of Revenue	0.00	49.98
1710 Students' Lunches	0.00	0.00
1720 Students' Breakfasts	0.00	0.00
1730 Adult Lunches/Breakfasts	0.00	0.00
1740 Extra Food/A La Carte/Extra Milk	0.00	0.00
1750 Special Milk Program	0.00	0.00
1760 Contract Lunches, Breakfasts, Milk and Supplements	0.00	0.00
1790 Other District Revenue (Child Nutrition Programs)	0.00	0.00
1700 Total Child Nutrition Programs	\$0.00	\$0.00
1800 Athletics	0.00	0.00
TOTAL	\$0.00	\$49.98
2000 INTERMEDIATE SOURCES OF REVENUE:		
2000 Intermediate Sources of Revenue	\$0.00	\$0.00
TOTAL	\$0.00	\$0.00
3000 STATE SOURCES OF REVENUE:		
3100 Total Dedicated Revenue	\$0.00	\$0.00
3200 Total State Aid - General Operations - Non-Categorical	34,424.62	0.00
3300 State Aid - Competitive Grants - Categorical	0.00	0.00
3400 State - Categorical	0.00	0.00
3500 Special Programs	0.00	0.00
3600 Other State Sources of Revenue	0.00	0.00
3710 State Reimbursement	0.00	0.00
3720 State Matching	3,928.26	2,936.73
3700 Total Child Nutrition Program	\$3,928.26	\$2,936.73
3800 State Vocational Programs - Multi-Source	0.00	0.00
TOTAL	\$38,352.88	\$2,936.73
4000 FEDERAL SOURCES OF REVENUE:		
4100 Grants-In-Aid Direct From The Federal Government	\$0.00	\$0.00
4200 Disadvantage Students	0.00	0.00
4300 Individuals With Disabilities	0.00	0.00
4400 No Child Left Behind	0.00	0.00
4500 Grants-In-Aid Passed Through Other State/Intermediate Sources	0.00	0.00
4600 Other Federal Sources Passed Through State Dept Of Education	0.00	0.00
4710 Lunches	109,740.40	138,752.23
4720 Breakfasts	22,898.86	39,545.24
4730 Special Milk	0.00	0.00
4740 Summer Food Service Program	0.00	0.00
4760/4770 Fresh Fruit Program (768)/ARRA Equip Asst Grant (767)	0.00	5,590.00
4700 Total Child Nutrition Programs	\$132,639.26	\$183,887.47
4800 Federal Vocational Education	0.00	0.00
TOTAL	\$132,639.26	\$183,887.47
5000 NON-REVENUE RECEIPTS:		
5100 Return of Assets	\$75,128.68	\$111,702.58
TOTAL	\$75,128.68	\$111,702.58
GRAND TOTAL	\$246,120.82	\$298,576.76

CHILD NUTRITION FUND ACCOUNTS COVERING THE PERIOD JULY 1, 2015 TO JUNE 30, 2016
ESTIMATE OF NEEDS FOR 2016-2017

2015-16 ACCOUNT OVER (UNDER)	BASIS AND LIMIT OF ENSUING ESTIMATE	2016-17 ACCOUNT		
		CHARGEABLE INCOME	ESTIMATED BY GOVERNING BOARD	APPROVED BY EXCISE BOARD
\$0.00	0.00%		\$0.00	\$0.00
0.00	0.00%		0.00	0.00
0.00	0.00%		0.00	0.00
0.00	0.00%		0.00	0.00
49.98	0.00%		0.00	0.00
0.00	0.00%		0.00	0.00
0.00	0.00%		0.00	0.00
0.00	0.00%		0.00	0.00
0.00	0.00%		0.00	0.00
0.00	0.00%		0.00	0.00
0.00	0.00%		0.00	0.00
0.00	0.00%		0.00	0.00
0.00	0.00%		0.00	0.00
0.00	0.00%		0.00	0.00
\$0.00	0.00%		\$0.00	\$0.00
0.00	0.00%		0.00	0.00
\$49.98	0.00%		\$0.00	\$0.00
\$0.00	0.00%		\$0.00	0.00
\$0.00			\$0.00	\$0.00
\$0.00	0.00%		\$0.00	\$0.00
(34,424.62)	0.00%		0.00	0.00
0.00	0.00%		0.00	0.00
0.00	0.00%		0.00	0.00
0.00	0.00%		0.00	0.00
0.00	0.00%		0.00	0.00
0.00	0.00%		0.00	0.00
0.00	0.00%		0.00	0.00
(991.53)	0.00%		0.00	0.00
(\$991.53)			\$0.00	\$0.00
0.00	0.00%		0.00	0.00
(\$35,416.15)			\$0.00	\$0.00
\$0.00	0.00%		\$0.00	\$0.00
0.00	0.00%		0.00	0.00
0.00	0.00%		0.00	0.00
0.00	0.00%		0.00	0.00
0.00	0.00%		0.00	0.00
0.00	0.00%		0.00	0.00
0.00	0.00%		0.00	0.00
29,011.83	0.00%		0.00	0.00
16,646.38	0.00%		0.00	0.00
0.00	0.00%		0.00	0.00
0.00	0.00%		0.00	0.00
5,590.00	0.00%		0.00	0.00
\$51,248.21			\$0.00	\$0.00
0.00	0.00%		0.00	0.00
\$51,248.21			\$0.00	\$0.00
\$36,573.90	0.00%		\$0.00	\$0.00
\$36,573.90			\$0.00	\$0.00
\$52,455.94			\$0.00	\$0.00

See Attached Accountant's Compilation Report

CHILD NUTRITION FUND ACCOUNTS COVERING THE PERIOD JULY 1, 2015 TO JUNE 30, 2016
ESTIMATE OF NEEDS FOR 2016-2017

EXHIBIT "D"

Page 31

Schedule 8, Report of Prior Year Expenditures				
APPROPRIATED ACCOUNTS	FISCAL YEAR ENDING JUNE 30, 2015			APPROPRIATIONS ORIGINAL
	RESERVES 6-30-2015	WARRANTS SINCE ISSUED	BALANCE LAPSED APPROPR	
1000 INSTRUCTION	\$0.00	\$0.00	\$0.00	\$0.00
2000 SUPPORT SERVICES:				
2000 Support Services	\$0.00	\$0.00	\$0.00	\$0.00
TOTAL	\$0.00	\$0.00	\$0.00	\$0.00
3000 OPERATION OF NON-INSTRUCTION SERVICES:				
3110 Food Procurement Services (Ala Carte)	\$0.00	\$0.00	\$0.00	\$0.00
3120 Food Preparation & Dispensing Services	0.00	0.00	0.00	356,744.46
3130 Food and Supplies Delivery Services	0.00	0.00	0.00	0.00
3140 Other Direct/Related Child Nutrition Programs Services	0.00	0.00	0.00	0.00
3150 Food Procurement Services	0.00	0.00	0.00	0.00
3155 Food Procurement Services (Adult Meals)	0.00	0.00	0.00	0.00
3160 Nonreimbursable Services	0.00	0.00	0.00	0.00
3190 Other Child Nutrition Programs Operations	0.00	0.00	0.00	0.00
3100 Total Child Nutrition Programs Operations	\$0.00	\$0.00	\$0.00	\$356,744.46
3200 Other Enterprise Service Operations	0.00	0.00	0.00	0.00
3300 Community Services Operations	0.00	0.00	0.00	0.00
TOTAL	\$0.00	\$0.00	\$0.00	\$356,744.46
4000 FACILITIES ACQUISITION & CONSTRUCTION SERV:				
4100 Supv. of Facilities Acquisition and Construction	\$0.00	\$0.00	\$0.00	\$0.00
4200 Site Acquisition Services	0.00	0.00	\$0.00	0.00
4300 Site Improvement Services	0.00	0.00	\$0.00	0.00
4400 Architecture and Engineering Services	0.00	0.00	\$0.00	0.00
4500 Educational Specifications Development Services	0.00	0.00	\$0.00	0.00
4600 Building Acquisition and Construction Services	0.00	0.00	\$0.00	0.00
4700 Building Improvement Services	0.00	0.00	\$0.00	0.00
4900 Other Facilities Acquisition and Const. Services	0.00	0.00	\$0.00	0.00
TOTAL	\$0.00	\$0.00	\$0.00	\$0.00
5000 OTHER OUTLAYS:				
5100 Debt Service	\$0.00	\$0.00	\$0.00	\$0.00
5200 Reimbursement (Child Nutrition Fund)	0.00	0.00	\$0.00	0.00
5300 Clearing Account	0.00	0.00	\$0.00	0.00
5400 Indirect Cost Entitlement	0.00	0.00	\$0.00	0.00
5500 Private Nonprofit Schools	0.00	0.00	\$0.00	0.00
5600 Correcting Entry	0.00	0.00	\$0.00	0.00
TOTAL	\$0.00	\$0.00	\$0.00	\$0.00
7000 OTHER USES	\$0.00	\$0.00	\$0.00	\$0.00
8000 REPAYMENTS	\$0.00	\$0.00	\$0.00	\$0.00
TOTAL CHILD NUTRITION FUND	\$0.00	\$0.00	\$0.00	\$356,744.46
Bank Fees and Cash Charges	\$0.00	\$0.00	\$0.00	\$0.00
Provision For Interest on Warrants	\$0.00	\$0.00	\$0.00	\$0.00
GRAND TOTAL	\$0.00	\$0.00	\$0.00	\$356,744.46

ESTIMATE OF NEEDS FOR THE FISCAL YEAR 2016-2017	
PURPOSE:	
Current Expense	
Interest	
Pro rata share of County Assessor's Budget by County Excise Board	
GRAND TOTAL - Home School	

CHILD NUTRITION FUND ACCOUNTS COVERING THE PERIOD JULY 1, 2015 TO JUNE 30, 2016
ESTIMATE OF NEEDS FOR 2016-2017

FISCAL YEAR ENDING JUNE 30, 2016						FISCAL YEAR 2015-2016
APPROPRIATIONS		NET AMOUNT	WARRANTS ISSUED	RESERVES	LAPSED BALANCE KNOWN TO BE UNENCUMBERED	EXPENDITURES FOR CURRENT EXPENSE PURPOSES
SUPPLEMENTAL ADJUSTMENTS						
ADDED	CANCELLED					
\$0.00	\$0.00	\$0.00	\$0.00	\$0.00	\$0.00	\$0.00
\$0.00	\$0.00	\$0.00	\$0.00	\$0.00	\$0.00	\$0.00
\$0.00	\$0.00	\$0.00	\$0.00	\$0.00	\$0.00	\$0.00
\$0.00	\$0.00	\$0.00	\$0.00	\$0.00	\$0.00	\$0.00
0.00	0.00	356,744.46	278,402.26	0.00	78,342.20	278,402.26
0.00	0.00	0.00	0.00	0.00	0.00	0.00
0.00	0.00	0.00	0.00	0.00	0.00	0.00
0.00	0.00	0.00	0.00	0.00	0.00	0.00
0.00	0.00	0.00	0.00	0.00	0.00	0.00
0.00	0.00	0.00	0.00	0.00	0.00	0.00
0.00	0.00	0.00	0.00	0.00	0.00	0.00
0.00	0.00	0.00	0.00	0.00	0.00	0.00
\$0.00	\$0.00	\$356,744.46	\$278,402.26	\$0.00	\$78,342.20	\$278,402.26
0.00	0.00	0.00	0.00	0.00	0.00	0.00
0.00	0.00	0.00	0.00	0.00	0.00	0.00
\$0.00	\$0.00	\$356,744.46	\$278,402.26	\$0.00	\$78,342.20	\$278,402.26
\$0.00	\$0.00	\$0.00	\$0.00	\$0.00	\$0.00	\$0.00
0.00	0.00	0.00	0.00	0.00	0.00	0.00
0.00	0.00	0.00	0.00	0.00	0.00	0.00
0.00	0.00	0.00	0.00	0.00	0.00	0.00
0.00	0.00	0.00	0.00	0.00	0.00	0.00
0.00	0.00	0.00	0.00	0.00	0.00	0.00
0.00	0.00	0.00	0.00	0.00	0.00	0.00
0.00	0.00	0.00	0.00	0.00	0.00	0.00
0.00	0.00	0.00	0.00	0.00	0.00	0.00
0.00	0.00	0.00	18,122.43	0.00	(18,122.43)	18,122.43
\$0.00	\$0.00	\$0.00	\$18,122.43	\$0.00	(\$18,122.43)	\$18,122.43
\$0.00	\$0.00	\$0.00	\$0.00	\$0.00	\$0.00	\$0.00
\$0.00	\$0.00	\$0.00	\$0.00	\$0.00	\$0.00	\$0.00
\$0.00	\$0.00	\$356,744.46	\$296,524.69	\$0.00	\$60,219.77	\$296,524.69
\$0.00	\$0.00	\$0.00	\$0.00	\$0.00	\$0.00	\$0.00
\$0.00	\$0.00	\$0.00	\$0.00	\$0.00	\$0.00	\$0.00
\$0.00	\$0.00	\$356,744.46	\$296,524.69	\$0.00	\$60,219.77	\$296,524.69

	Estimate of Needs by Governing Board	Approved by County Excise Board
	\$112,675.71	\$112,675.71
	0.00	0.00
	0.00	0.00
	112,675.71	112,675.71

SINKING FUND ACCOUNTS COVERING THE PERIOD JULY 1, 2015 TO JUNE 30, 2016
ESTIMATE OF NEEDS FOR 2016-2017

EXHIBIT "E"

Page 34-A

Schedule 1, Detail of Bond and Coupon Indebtedness as of June 30, 2016 - Not Affecting Homesteads (New)						
PURPOSE OF BOND ISSUE:						2014 Building Bonds
Date Of Issue						11/01/14
Date Of Sale By Delivery						11/01/14
HOW AND WHEN BONDS MATURE:						
Uniform Maturities:						
Date Maturity Begins						11/01/16
Amount Of Each Uniform Maturity						\$285,000.00
Final Maturity Otherwise:						
Date of Final Maturity						11/01/19
Amount of Final Maturity						\$295,000.00
AMOUNT OF ORIGINAL ISSUE						\$1,150,000.00
Cancelled, In Judgement Or Delayed For Final Levy Year						\$0.00
Basis of Accruals Contemplated on Net Collections or Better in Anticipation:						
Bond Issues Accruing By Tax Levy						\$1,150,000.00
Years To Run						4
Normal Annual Accrual						\$287,500.00
Tax Years Run						1
Accrual Liability To Date						\$287,500.00
Deductions From Total Accruals:						
Bonds Paid Prior To 6-30-2015						\$0.00
Bonds Paid During 2015-2016						\$0.00
Matured Bonds Unpaid						\$0.00
Balance Of Accrual Liability						\$287,500.00
TOTAL BONDS OUTSTANDING 6-30-2016:						
Matured						\$0.00
Unmatured						\$1,150,000.00
Coupon Computation:						
	Coupon Date	Unmatured Amount	% Int.	Months	Interest Amount	
Bonds and Coupons	11/01/16	\$285,000.00	1.250%	4 Mo.	\$1,187.50	
Bonds and Coupons	11/01/17	\$285,000.00	1.250%	12 Mo.	\$3,562.50	
Bonds and Coupons	11/01/18	\$285,000.00	1.250%	12 Mo.	\$3,562.50	
Bonds and Coupons	11/01/19	\$295,000.00	1.250%	12 Mo.	\$3,687.50	
Bonds and Coupons		\$0.00	0.000%	0 Mo.	\$0.00	
Bonds and Coupons		\$0.00	0.000%	0 Mo.	\$0.00	
Bonds and Coupons		\$0.00	0.000%	0 Mo.	\$0.00	
Bonds and Coupons		\$0.00	0.000%	0 Mo.	\$0.00	
Bonds and Coupons		\$0.00	0.000%	0 Mo.	\$0.00	
Bonds and Coupons		\$0.00	0.000%	0 Mo.	\$0.00	
Requirement for Interest Earnings After Last Tax-Levy Year:						
Terminal Interest To Accrue						\$1,229.17
Years To Run						4
Accrue Each Year						\$307.29
Tax Years Run						1
Total Accrual To Date						\$307.29
Current Interest Earned Through 2016-2017						\$12,000.00
Total Interest To Levy For 2016-2017						\$12,307.29
INTEREST COUPON ACCOUNT:						
Interest Earned But Unpaid 6-30-2015						
Matured						\$0.00
Unmatured						\$0.00
Interest Earnings 2015-2016						\$23,958.33
Coupons Paid Through 2015-2016						\$21,562.50
Interest Earned But Unpaid 6-30-2016						
Matured						\$0.00
Unmatured						\$2,395.83

SINKING FUND ACCOUNTS COVERING THE PERIOD JULY 1, 2015 TO JUNE 30, 2016
ESTIMATE OF NEEDS FOR 2016-2017

EXHIBIT "E"

Page 34-B

Schedule 1, Detail of Bond and Coupon Indebtedness as of June 30, 2016 - Not Affecting Homesteads (New)					
PURPOSE OF BOND ISSUE:					2010 Building Bonds
Date Of Issue					12/01/10
Date Of Sale By Delivery					12/01/10
HOW AND WHEN BONDS MATURE:					
Uniform Maturities:					
Date Maturity Begins					12/01/12
Amount Of Each Uniform Maturity					\$100,000.00
Final Maturity Otherwise:					
Date of Final Maturity					12/01/15
Amount of Final Maturity					\$100,000.00
AMOUNT OF ORIGINAL ISSUE					\$400,000.00
Cancelled, In Judgement Or Delayed For Final Levy Year					\$0.00
Basis of Accruals Contemplated on Net Collections or Better in Anticipation:					
Bond Issues Accruing By Tax Levy					\$400,000.00
Years To Run					4
Normal Annual Accrual					\$0.00
Tax Years Run					5
Accrual Liability To Date					\$400,000.00
Deductions From Total Accruals:					
Bonds Paid Prior To 6-30-2015					\$300,000.00
Bonds Paid During 2015-2016					\$100,000.00
Matured Bonds Unpaid					\$0.00
Balance Of Accrual Liability					\$0.00
TOTAL BONDS OUTSTANDING 6-30-2016:					
Matured					\$0.00
Unmatured					\$0.00
Coupon Computation:					
	Coupon Date	Unmatured Amount	% Int.	Months	Interest Amount
Bonds and Coupons		\$0.00	0.000%	0 Mo.	\$0.00
Bonds and Coupons		\$0.00	0.000%	0 Mo.	\$0.00
Bonds and Coupons		\$0.00	0.000%	0 Mo.	\$0.00
Bonds and Coupons		\$0.00	0.000%	0 Mo.	\$0.00
Bonds and Coupons		\$0.00	0.000%	0 Mo.	\$0.00
Bonds and Coupons		\$0.00	0.000%	0 Mo.	\$0.00
Bonds and Coupons		\$0.00	0.000%	0 Mo.	\$0.00
Bonds and Coupons		\$0.00	0.000%	0 Mo.	\$0.00
Bonds and Coupons		\$0.00	0.000%	0 Mo.	\$0.00
Bonds and Coupons		\$0.00	0.000%	0 Mo.	\$0.00
Bonds and Coupons		\$0.00	0.000%	0 Mo.	\$0.00
Requirement for Interest Earnings After Last Tax-Levy Year:					
Terminal Interest To Accrue					\$520.83
Years To Run					4
Accrue Each Year					\$0.00
Tax Years Run					4
Total Accrual To Date					\$0.00
Current Interest Earned Through 2016-2017					\$520.83
Total Interest To Levy For 2016-2017					\$0.00
INTEREST COUPON ACCOUNT:					
Interest Earned But Unpaid 6-30-2015					
Matured					\$104.17
Unmatured					\$520.83
Interest Earnings 2015-2016					
Coupons Paid Through 2015-2016					\$625.00
Interest Earned But Unpaid 6-30-2016					
Matured					\$0.00
Unmatured					(\$0.00)

S.A.&I. Form 2661R06 Entity: Pioneer-Pleasant Vale I-056 , Garfield County

22-Sep-16

See Attached Accountant's Compilation Report

SINKING FUND ACCOUNTS COVERING THE PERIOD JULY 1, 2015 TO JUNE 30, 2016
ESTIMATE OF NEEDS FOR 2016-2017

EXHIBIT "E"

Page 34-C

Schedule 1, Detail of Bond and Coupon Indebtedness as of June 30, 2016 - Not Affecting Homesteads (New)					
PURPOSE OF BOND ISSUE:					2011 Building Bonds
Date Of Issue					11/01/11
Date Of Sale By Delivery					11/01/11
HOW AND WHEN BONDS MATURE:					
Uniform Maturities:					
Date Maturity Begins					11/01/13
Amount Of Each Uniform Maturity					\$45,000.00
Final Maturity Otherwise:					
Date of Final Maturity					11/01/16
Amount of Final Maturity					\$45,000.00
AMOUNT OF ORIGINAL ISSUE					\$180,000.00
Cancelled, In Judgement Or Delayed For Final Levy Year					\$0.00
Basis of Accruals Contemplated on Net Collections or Better in Anticipation:					
Bond Issues Accruing By Tax Levy					\$180,000.00
Years To Run					4
Normal Annual Accrual					\$0.00
Tax Years Run					4
Accrual Liability To Date					\$180,000.00
Deductions From Total Accruals:					
Bonds Paid Prior To 6-30-2015					\$90,000.00
Bonds Paid During 2015-2016					\$45,000.00
Matured Bonds Unpaid					\$0.00
Balance Of Accrual Liability					\$45,000.00
TOTAL BONDS OUTSTANDING 6-30-2016:					
Matured					\$0.00
Unmatured					\$45,000.00
Coupon Computation:					
	Coupon Date	Unmatured Amount	% Int.	Months	Interest Amount
Bonds and Coupons		\$0.00	0.000%	0 Mo.	\$0.00
Bonds and Coupons		\$0.00	0.000%	0 Mo.	\$0.00
Bonds and Coupons		\$0.00	0.000%	0 Mo.	\$0.00
Bonds and Coupons	11/01/16	\$45,000.00	1.750%	0 Mo.	\$0.00
Bonds and Coupons		\$0.00	0.000%	0 Mo.	\$0.00
Bonds and Coupons		\$0.00	0.000%	0 Mo.	\$0.00
Bonds and Coupons		\$0.00	0.000%	0 Mo.	\$0.00
Bonds and Coupons		\$0.00	0.000%	0 Mo.	\$0.00
Bonds and Coupons		\$0.00	0.000%	0 Mo.	\$0.00
Bonds and Coupons		\$0.00	0.000%	0 Mo.	\$0.00
Bonds and Coupons		\$0.00	0.000%	0 Mo.	\$0.00
Requirement for Interest Earnings After Last Tax-Levy Year:					
Terminal Interest To Accrue					\$262.50
Years To Run					4
Accrue Each Year					\$0.00
Tax Years Run					4
Total Accrual To Date					\$262.50
Current Interest Earned Through 2016-2017					\$0.00
Total Interest To Levy For 2016-2017					\$0.00
INTEREST COUPON ACCOUNT:					
Interest Earned But Unpaid 6-30-2015					
Matured					\$0.00
Unmatured					\$243.75
Interest Earnings 2015-2016					\$1,012.50
Coupons Paid Through 2015-2016					\$1,125.00
Interest Earned But Unpaid 6-30-2016					
Matured					\$0.00
Unmatured					\$131.25

SINKING FUND ACCOUNTS COVERING THE PERIOD JULY 1, 2015 TO JUNE 30, 2016
ESTIMATE OF NEEDS FOR 2016-2017

EXHIBIT "E"

Page34-D

Schedule 1, Detail of Bond and Coupon Indebtedness as of June 30, 2016 - Not Affecting Homesteads (New)					
PURPOSE OF BOND ISSUE:					2012 Building Bonds
Date Of Issue					11/01/12
Date Of Sale By Delivery					11/01/12
HOW AND WHEN BONDS MATURE:					
Uniform Maturities:					
Date Maturity Begins					11/01/14
Amount Of Each Uniform Maturity					\$45,000.00
Final Maturity Otherwise:					
Date of Final Maturity					11/01/17
Amount of Final Maturity					\$45,000.00
AMOUNT OF ORIGINAL ISSUE					\$180,000.00
Cancelled, In Judgement Or Delayed For Final Levy Year					\$0.00
Basis of Accruals Contemplated on Net Collections or Better in Anticipation:					
Bond Issues Accruing By Tax Levy					\$180,000.00
Years To Run					4
Normal Annual Accrual					\$45,000.00
Tax Years Run					3
Accrual Liability To Date					\$135,000.00
Deductions From Total Accruals:					
Bonds Paid Prior To 6-30-2015					\$45,000.00
Bonds Paid During 2015-2016					\$45,000.00
Matured Bonds Unpaid					\$0.00
Balance Of Accrual Liability					\$45,000.00
TOTAL BONDS OUTSTANDING 6-30-2016:					
Matured					\$0.00
Unmatured					\$90,000.00
Coupon Computation:					
	Coupon Date	Unmatured Amount	% Int.	Months	Interest Amount
Bonds and Coupons		\$0.00	0.000%	0 Mo.	\$0.00
Bonds and Coupons		\$0.00	0.000%	0 Mo.	\$0.00
Bonds and Coupons	11/01/16	\$45,000.00	0.800%	4 Mo.	\$120.00
Bonds and Coupons	11/01/17	\$45,000.00	0.900%	12 Mo.	\$405.00
Bonds and Coupons		\$0.00	0.000%	0 Mo.	\$0.00
Bonds and Coupons		\$0.00	0.000%	0 Mo.	\$0.00
Bonds and Coupons		\$0.00	0.000%	0 Mo.	\$0.00
Bonds and Coupons		\$0.00	0.000%	0 Mo.	\$0.00
Bonds and Coupons		\$0.00	0.000%	0 Mo.	\$0.00
Bonds and Coupons		\$0.00	0.000%	0 Mo.	\$0.00
Bonds and Coupons		\$0.00	0.000%	0 Mo.	\$0.00
Requirement for Interest Earnings After Last Tax-Levy Year:					
Terminal Interest To Accrue					\$135.00
Years To Run					4
Accrue Each Year					\$33.75
Tax Years Run					3
Total Accrual To Date					\$101.25
Current Interest Earned Through 2016-2017					\$525.00
Total Interest To Levy For 2016-2017					\$558.75
INTEREST COUPON ACCOUNT:					
Interest Earned But Unpaid 6-30-2015					
Matured					\$0.00
Unmatured					\$221.25
Interest Earnings 2015-2016					\$952.50
Coupons Paid Through 2015-2016					\$1,046.25
Interest Earned But Unpaid 6-30-2016					
Matured					\$0.00
Unmatured					\$127.50

S.A.&I. Form 2661R06 Entity: Pioneer-Pleasant Vale I-056 , Garfield County

22-Sep-16

See Attached Accountant's Compilation Report

See Attached Accountant's Compilation Report
 SINKING FUND ACCOUNTS COVERING THE PERIOD JULY 1, 2015 TO JUNE 30, 2016
 ESTIMATE OF NEEDS FOR 2016-2017

EXHIBIT "E"

Page 34-F

Schedule 1. Detail of Bond and Coupon Indebtedness as of June 30, 2016 - Not Affecting Homesteads (New)						2015 Building Bonds
PURPOSE OF BOND ISSUE:						
Date Of Issue						11/01/2015
Date Of Sale By Delivery						11/01/2015
HOW AND WHEN BONDS MATURE:						
Uniform Maturities:						
Date Maturity Begins						11/01/2017
Amount Of Each Uniform Maturity						\$130,000.00
Final Maturity Otherwise:						
Date of Final Maturity						11/01/2020
Amount of Final Maturity						\$140,000.00
AMOUNT OF ORIGINAL ISSUE						\$530,000.00
Cancelled, In Judgement Or Delayed For Final Levy Year						\$0.00
Basis of Accruals Contemplated on Net Collections or Better in Anticipation:						
Bond Issues Accruing By Tax Levy						\$530,000.00
Years To Run						4
Normal Annual Accrual						\$132,500.00
Tax Years Run						0
Accrual Liability To Date						\$0.00
Deductions From Total Accruals:						
Bonds Paid Prior To 6-30-2015						\$0.00
Bonds Paid During 2015-2016						\$0.00
Matured Bonds Unpaid						\$0.00
Balance Of Accrual Liability						\$0.00
TOTAL BONDS OUTSTANDING 6-30-2016:						
Matured						\$0.00
Unmatured						\$530,000.00
Coupon Computation:						
	Coupon Date	Unmatured Amount	% Int.	Months	Interest Amount	
Bonds and Coupons	11/01/2017	\$130,000.00	1.500%	20 Mo.	\$3,250.00	
Bonds and Coupons	11/01/2018	\$130,000.00	1.500%	20 Mo.	\$3,250.00	
Bonds and Coupons	11/01/2019	\$130,000.00	2.000%	20 Mo.	\$4,333.33	
Bonds and Coupons	11/01/2020	\$140,000.00	2.000%	20 Mo.	\$4,666.67	
Bonds and Coupons		\$0.00	0.000%	0 Mo.	\$0.00	
Bonds and Coupons		\$0.00	0.000%	0 Mo.	\$0.00	
Bonds and Coupons		\$0.00	0.000%	0 Mo.	\$0.00	
Bonds and Coupons		\$0.00	0.000%	0 Mo.	\$0.00	
Bonds and Coupons		\$0.00	0.000%	0 Mo.	\$0.00	
Bonds and Coupons		\$0.00	0.000%	0 Mo.	\$0.00	
Bonds and Coupons		\$0.00	0.000%	0 Mo.	\$0.00	
Requirement for Interest Earnings After Last Tax-Levy Year:						
Terminal Interest To Accrue						\$933.33
Years To Run						4
Accrue Each Year						\$233.33
Tax Years Run						0
Total Accrual To Date						\$0.00
Current Interest Earned Through 2016-2017						\$15,500.00
Total Interest To Levy For 2016-2017						\$15,733.33
INTEREST COUPON ACCOUNT:						
Interest Earned But Unpaid 6-30-2015						
Matured						\$0.00
Unmatured						\$0.00
Interest Earnings 2015-2016						\$0.00
Coupons Paid Through 2015-2016						
Interest Earned But Unpaid 6-30-2016						
Matured						\$0.00
Unmatured						\$0.00

SINKING FUND ACCOUNTS COVERING THE PERIOD JULY 1, 2015 TO JUNE 30, 2016
ESTIMATE OF NEEDS FOR 2016-2017

EXHIBIT "E"

Page 34-E

Schedule 1, Detail of Bond and Coupon Indebtedness as of June 30, 2016 - Not Affecting Homesteads (New)					
PURPOSE OF BOND ISSUE:					2013 Building Bonds
Date Of Issue					11/01/13
Date Of Sale By Delivery					11/01/13
HOW AND WHEN BONDS MATURE:					
Uniform Maturities:					
Date Maturity Begins					11/01/15
Amount Of Each Uniform Maturity					\$400,000.00
Final Maturity Otherwise:					
Date of Final Maturity					11/01/18
Amount of Final Maturity					\$400,000.00
AMOUNT OF ORIGINAL ISSUE					\$1,600,000.00
Cancelled, In Judgement Or Delayed For Final Levy Year					\$0.00
Basis of Accruals Contemplated on Net Collections or Better in Anticipation:					
Bond Issues Accruing By Tax Levy					\$1,600,000.00
Years To Run					4
Normal Annual Accrual					\$400,000.00
Tax Years Run					2
Accrual Liability To Date					\$800,000.00
Deductions From Total Accruals:					
Bonds Paid Prior To 6-30-2015					\$0.00
Bonds Paid During 2015-2016					\$400,000.00
Matured Bonds Unpaid					\$0.00
Balance Of Accrual Liability					\$400,000.00
TOTAL BONDS OUTSTANDING 6-30-2016:					
Matured					\$0.00
Unmatured					\$1,200,000.00
Coupon Computation:					
	Coupon Date	Unmatured Amount	% Int.	Months	Interest Amount
Bonds and Coupons		\$0.00	0.000%	0 Mo.	\$0.00
Bonds and Coupons	11/01/16	\$400,000.00	1.000%	4 Mo.	\$1,333.33
Bonds and Coupons	11/01/17	\$400,000.00	1.000%	12 Mo.	\$4,000.00
Bonds and Coupons	11/01/18	\$400,000.00	1.000%	12 Mo.	\$4,000.00
Bonds and Coupons		\$0.00	0.000%	0 Mo.	\$0.00
Bonds and Coupons		\$0.00	0.000%	0 Mo.	\$0.00
Bonds and Coupons		\$0.00	0.000%	0 Mo.	\$0.00
Bonds and Coupons		\$0.00	0.000%	0 Mo.	\$0.00
Bonds and Coupons		\$0.00	0.000%	0 Mo.	\$0.00
Bonds and Coupons		\$0.00	0.000%	0 Mo.	\$0.00
Bonds and Coupons		\$0.00	0.000%	0 Mo.	\$0.00
Requirement for Interest Earnings After Last Tax-Levy Year:					
Terminal Interest To Accrue					\$1,333.33
Years To Run					4
Accrue Each Year					\$333.33
Tax Years Run					2
Total Accrual To Date					\$666.67
Current Interest Earned Through 2016-2017					\$9,333.33
Total Interest To Levy For 2016-2017					\$9,666.67
INTEREST COUPON ACCOUNT:					
Interest Earned But Unpaid 6-30-2015					
Matured					\$0.00
Unmatured					\$2,466.67
Interest Earnings 2015-2016					\$12,933.33
Coupons Paid Through 2015-2016					\$13,400.00
Interest Earned But Unpaid 6-30-2016					
Matured					\$0.00
Unmatured					\$2,000.00

S.A.&I. Form 2661R06 Entity: Pioneer-Pleasant Vale I-056 , Garfield County

22-Sep-16

See Attached Accountant's Compilation Report

SINKING FUND ACCOUNTS COVERING THE PERIOD JULY 1, 2015 TO JUNE 30, 2016
ESTIMATE OF NEEDS FOR 2016-2017

EXHIBIT "E"

Page 35

Schedule 1, Detail of Bond and Coupon Indebtedness as of June 30, 2016 - Not Affecting Homesteads (New)	
PURPOSE OF BOND ISSUE:	Total All Bonds
Date Of Issue	
Date Of Sale By Delivery	
HOW AND WHEN BONDS MATURE:	
Uniform Maturities:	
Date Maturity Begins	
Amount Of Each Uniform Maturity	\$1,005,000.00
Final Maturity Otherwise:	
Date of Final Maturity	
Amount of Final Maturity	\$1,025,000.00
AMOUNT OF ORIGINAL ISSUE	\$4,040,000.00
Cancelled, In Judgement Or Delayed For Final Levy Year	\$0.00
Basis of Accruals Contemplated on Net Collections or Better in Anticipation:	
Bond Issues Accruing By Tax Levy	\$4,040,000.00
Years To Run	
Normal Annual Accrual	\$865,000.00
Tax Years Run	
Accrual Liability To Date	\$1,802,500.00
Deductions From Total Accruals:	
Bonds Paid Prior To 6-30-2015	\$435,000.00
Bonds Paid During 2015-2016	\$590,000.00
Matured Bonds Unpaid	\$0.00
Balance Of Accrual Liability	\$777,500.00
TOTAL BONDS OUTSTANDING 6-30-2016:	
Matured	\$0.00
Unmatured	\$3,015,000.00
Requirement for Interest Earnings After Last Tax-Levy Year:	
Terminal Interest To Accrue	\$4,414.16
Years To Run	
Accrue Each Year	\$907.71
Tax Years Run	
Total Accrual To Date	\$1,337.71
Current Interest Earned Through 2016-2017	\$37,879.16
Total Interest To Levy For 2016-2017	\$38,266.04
INTEREST COUPON ACCOUNT:	
Interest Earned But Unpaid 6-30-2015	
Matured	\$104.17
Unmatured	\$3,452.50
Interest Earnings 2015-2016	\$38,856.67
Coupons Paid Through 2015-2016	\$37,758.75
Interest Earned But Unpaid 6-30-2016	
Matured	\$0.00
Unmatured	\$4,654.58

S.A.&I. Form 2661R06 Entity: Pioneer-Pleasant Vale I-056 , Garfield County

22-Sep-16

SINKING FUND ACCOUNTS COVERING THE PERIOD JULY 1, 2015 TO JUNE 30, 2016
ESTIMATE OF NEEDS FOR 2016-2017.

EXHIBIT "E"

Page 38

Schedule 4, Sinking Fund Cash Statement		
	SINKING FUND	
	Detail	Extension
Revenue Receipts and Disbursements		
Cash on Hand June 30, 2015		\$680,727.55
Investments Since Liquidated	\$0.00	
COLLECTED AND APPORTIONED:		
Contributions From Other Districts		
2014 and Prior Ad Valorem Tax	1,514.12	
2015 Ad Valorem Tax	759,936.39	
Miscellaneous Receipts	12,060.32	
TOTAL RECEIPTS		\$773,510.83
TOTAL RECEIPTS AND BALANCE		\$1,454,238.38
DISBURSEMENTS:		
Coupons Paid	\$37,758.75	
Interest Paid on Past-Due Coupons		
Bonds Paid	590,000.00	
Interest Paid on Past-Due Bonds		
Commission Paid to Fiscal Agency		
Judgments Paid	0.00	
Interest Paid on Such Judgments	0.00	
Investments Purchased	0.00	
Judgments Paid Under 62 O.S. 1981, Sect 435		
TOTAL DISBURSEMENTS		\$627,758.75
CASH BALANCE ON HAND JUNE 30, 2016		\$826,479.63

Schedule 5, Sinking Fund Balance Sheet		
	SINKING FUND	
	Detail	Extension
Cash Balance on Hand June 30, 2016		\$826,479.63
Legal Investments Properly Maturing	\$0.00	
Judgments Paid to Recover by Tax Levy	0.00	
TOTAL LIQUID ASSETS		\$826,479.63
DEDUCT MATURED INDEBTEDNESS:		
a. Past-Due Coupons	\$0.00	
b. Interest Accrued Thereon		
c. Past-Due Bonds	0.00	
d. Interest Thereon After Last Coupon		
e. Fiscal Agent Commission On Above		
f. Judgements and Interest Levied for But Unpaid	0.00	
TOTAL Items a. Through f. (To Extension Column)		\$0.00
BALANCE OF ASSETS SUBJECT TO ACCRUALS		\$826,479.63
DEDUCT ACCRUAL RESERVES IF ASSETS SUFFICIENT:		
g. Earned Unmatured Interest	\$4,654.58	
h. Accrual on Final Coupons	1,337.71	
i. Accrued on Unmatured Bonds	777,500.00	
TOTAL Items g. Through i. (To Extension Column)		\$783,492.29
EXCESS OF ASSETS OVER ACCRUAL RESERVES		\$42,987.34

S.A.&I. Form 2661R06 Entity: Pioneer-Pleasant Vale I-056 , Garfield County

22-Sep-16

SINKING FUND ACCOUNTS COVERING THE PERIOD JULY 1, 2015 TO JUNE 30, 2016
ESTIMATE OF NEEDS FOR 2016-2017

EXHIBIT "E"

Page 39

Schedule 6, Estimate of Sinking Fund Needs		
	SINKING FUND	
	Computed By Governing Board	Provided By Excise Board
Interest Earnings on Bonds	\$38,266.04	\$38,266.04
Accrual on Unmatured Bonds	865,000.00	865,000.00
Annual Accrual on "Prepaid" Judgments	0.00	0.00
Annual Accrual on Unpaid Judgments	0.00	0.00
Interest on Unpaid Judgments	0.00	0.00
PARTICIPATING CONTRIBUTIONS (Annexations):		
For Credit to School Dist. No.		
For Credit to School Dist. No.		
For Credit to School Dist. No.		
For Credit to School Dist. No.		
Annual Accrual From Exhibit KK	0.00	0.00
TOTAL SINKING FUND PROVISION	\$903,266.04	\$903,266.04

Schedule 7, 2015 Ad Valorem Tax Account - Sinking Funds			
Gross Value \$	0.00		
Net Value \$	72,721,518.00	10.546 Mills	Amount
Total Proceeds of Levy as Certified			\$766,940.29
Additions:			
Deductions:			
Gross Balance Tax			\$766,940.29
Less Reserve For Delinquent Tax			36,520.97
Reserve for Protest Pending			
Balance Available Tax			\$730,419.32
Deduct 2015 Tax Apportioned			759,936.39
Net Balance 2015 Tax in Process of Collection or			0.00
Excess Collections			29,517.07

Schedule 8, Sinking Fund Contributions From Other Districts Due To Boundry Changes		
	SINKING FUND	
	Actually Received	Provided For in Budget of Contributing School District
SCHOOL DISTRICT CONTRIBUTIONS		
From School District No.		
From School District No.		
From School District No.		
From School District No.		
From School District No.		
From School District No.		
From School District No.		
From School District No.		
TOTALS	\$0.00	\$0.00

SINKING FUND ACCOUNTS COVERING THE PERIOD JULY 1, 2015 TO JUNE 30, 2016
ESTIMATE OF NEEDS FOR 2016-2017

EXHIBIT "E"

Page 41

Schedule 10, Miscellaneous Revenue	
SOURCE	2015-16 ACCOUNT ACTUALLY COLLECTED
1000 DISTRICT SOURCES OF REVENUE:	
1200 Tuition & Fees	\$0.00
1310 Interest Earnings	1,495.76
1320 Dividends on Insurance Policies	0.00
1330 Premium on Bonds Sold	0.00
1340 Accrued Interest on Bond Sales	749.17
1350 Interest on Taxes	0.00
1360 Earnings From Oklahoma Commission on School Funds Management	0.00
1370 Proceeds From Sale of Original Bonds	0.00
1390 Other Earnings on Investments	0.00
1300 Earnings on Investments and Bond Sales	\$2,244.93
1410 Rental of School Facilities	0.00
1420 Rental of Property Other Than School Facilities	0.00
1430 Sales of Building and/or Real Estate	0.00
1440 Sales of Equipment, Services and Materials	0.00
1450 Bookstore Revenue	0.00
1460 Commissions	0.00
1470 Shop Revenue	0.00
1490 Other Rental, Disposals and Commissions	0.00
1400 Rental, Disposals and Commissions	\$0.00
1500 Reimbursements	0.00
1600 Other Local Sources of Revenue	0.00
1700 Child Nutrition Programs	0.00
1800 Athletics	0.00
TOTAL	\$2,244.93
2000 INTERMEDIATE SOURCES OF REVENUE:	
2100 County 4 Mill Ad Valorem Tax	\$0.00
2200 County Apportionment (Mortgage Tax)	0.00
2300 Resale of Property Fund Distribution	0.00
2900 Other Intermediate Sources of Revenue	0.00
TOTAL	\$0.00
3000 STATE SOURCES OF REVENUE:	
3100 Total Dedicated Revenue	\$0.00
3200 Total State Aid - General Operations - Non-Categorical	0.00
3300 State Aid - Competitive Grants - Categorical	0.00
3400 State - Categorical	0.00
3500 Special Programs	0.00
3600 Other State Sources of Revenue	10.39
3700 Child Nutrition Program	0.00
3800 State Vocational Programs - Multi-Source	0.00
TOTAL	\$10.39
4000 FEDERAL SOURCES OF REVENUE:	
4000 Federal Sources of Revenue	\$0.00
TOTAL	\$0.00
5000 NON-REVENUE RECEIPTS:	
5100 Return of Assets	\$9,805.00
GRAND TOTAL	\$12,060.32

S.A.&I. Form 2661R06 Entity: Pioneer-Pleasant Vale I-056 , Garfield County

22-Sep-16

See Attached Accountant's Compilation Report

CAPITAL PROJECTS FUND ACCOUNTS COVERING THE PERIOD JULY 1, 2015 TO JUNE 30, 2016
ESTIMATE OF NEEDS FOR 2016-2017

EXHIBIT "G"

Page 44

Capital Project Fund Accounts:	Building Bond Fund	Transport Bond Fund	2014 Building Bond Fund
Schedule 1, Current Balance Sheet - June 30, 2016	2015-16	2015-16	2015-16
CURRENT YEAR	Amount	Amount	Amount
ASSETS:			
Cash Balance June 30, 2016	\$29,392.36	\$338,321.46	\$785,957.73
Investments	0.00	0.00	0.00
TOTAL ASSETS	\$29,392.36	\$338,321.46	\$785,957.73
LIABILITIES AND RESERVES:			
Warrants Outstanding	2,025.00	0.00	0.00
Reserve for Interest on Warrants	0.00	0.00	0.00
Reserves From Schedule 8	0.00	0.00	0.00
TOTAL LIABILITIES AND RESERVES	\$2,025.00	\$0.00	\$0.00
CASH FUND BALANCE JUNE 30, 2016	\$27,367.36	\$338,321.46	\$785,957.73
TOTAL LIABILITIES, RESERVES AND CASH FUND BALANCE	\$29,392.36	\$338,321.46	\$785,957.73

Schedule 5, Expenditures Capital Project Fund Accounts of Current Year	2015-16	2015-16	2015-16
CURRENT YEAR	Amount	Amount	Amount
Cash Balance Reported to Excise Board 6-30-2015	\$0.00	\$0.00	\$0.00
Cash Fund Balance Transferred Out			
Cash Fund Balance Transferred In	29,392.36	415,697.17	635,957.73
Adjusted Cash Balance	\$29,392.36	\$415,697.17	\$635,957.73
Miscellaneous Revenue (Schedule 4)	0.00	123.29	530,000.00
Cash Fund Balance Forward From Preceding Year	0.00	0.00	0.00
Prior Expenditures Recovered			
TOTAL RECEIPTS	\$0.00	\$123.29	\$530,000.00
TOTAL RECEIPTS AND BALANCE	\$29,392.36	\$415,820.46	\$1,165,957.73
Warrants Paid of Year in Caption	0.00	77,499.00	380,000.00
Interest Paid Thereon	0.00	0.00	0.00
TOTAL DISBURSEMENTS	\$0.00	\$77,499.00	\$380,000.00
CASH BALANCE JUNE 30, 2016	\$29,392.36	\$338,321.46	\$785,957.73
Reserve for Warrants Outstanding	2,025.00	0.00	0.00
Reserve for Interest on Warrants	0.00	0.00	0.00
Reserves From Schedule 8	0.00	0.00	0.00
TOTAL LIABILITIES AND RESERVE	\$2,025.00	\$0.00	\$0.00
DEFICIT: (Red Figure)	\$0.00	\$0.00	\$0.00
CASH FUND BALANCE FORWARD TO SUCCEEDING YEAR	\$27,367.36	\$338,321.46	\$785,957.73

Schedule 6, Capital Project Fund Warrant Account of Current Year	2015-16	2015-16	2015-16
CURRENT AND ALL PRIOR YEARS	Amount	Amount	Amount
Warrants Outstanding 6-30 of Year in Caption	\$2,025.00	\$0.00	\$0.00
Warrants Registered During Year	0.00	77,499.00	380,000.00
TOTAL	\$2,025.00	\$77,499.00	\$380,000.00
Warrants Paid During Year	0.00	77,499.00	380,000.00
Warrants Converted to Bonds or Judgments	0.00	0.00	0.00
Warrants Cancelled	0.00	0.00	0.00
Warrants estopped by Statute	0.00	0.00	0.00
TOTAL WARRANTS RETIRED	\$0.00	\$77,499.00	\$380,000.00
BALANCE WARRANTS OUTSTANDING JUNE 30, 2016	\$2,025.00	\$0.00	\$0.00

S.A.&I. Form 2661R06 Entity: Pioneer-Pleasant Vale I-056 , Garfield County

22-Sep-16

See Attached Accountant's Compilation Report

CAPITAL PROJECTS FUND ACCOUNTS COVERING THE PERIOD JULY 1, 2015 TO JUNE 30, 2016
ESTIMATE OF NEEDS FOR 2016-2017

EXHIBIT "G"

Fund 2015-16 Amount	Fund 2015-16 Amount	Fund 2015-16 Amount	Fund 2015-16 Amount	Fund 2015-16 Amount	Fund 2015-16 Amount	TOTAL
\$0.00	\$0.00	\$0.00	\$0.00	\$0.00	\$0.00	\$1,153,671.55
0.00	0.00	0.00	0.00	0.00	0.00	0.00
\$0.00	\$0.00	\$0.00	\$0.00	\$0.00	\$0.00	\$1,153,671.55
0.00	0.00	0.00	0.00	0.00	0.00	2,025.00
0.00	0.00	0.00	0.00	0.00	0.00	0.00
0.00	0.00	0.00	0.00	0.00	0.00	0.00
\$0.00	\$0.00	\$0.00	\$0.00	\$0.00	\$0.00	\$2,025.00
\$0.00	\$0.00	\$0.00	\$0.00	\$0.00	\$0.00	\$1,151,646.55
\$0.00	\$0.00	\$0.00	\$0.00	\$0.00	\$0.00	\$1,153,671.55

2015-16 Amount	2015-16 Amount	2015-16 Amount	2015-16 Amount	2015-16 Amount	2015-16 Amount	TOTAL
\$0.00	\$0.00	\$0.00	\$0.00	\$0.00	\$0.00	\$0.00
						0.00
0.00	0.00	0.00	0.00	0.00	0.00	1,081,047.26
\$0.00	\$0.00	\$0.00	\$0.00	\$0.00	\$0.00	\$1,081,047.26
0.00	0.00	0.00	0.00	0.00	0.00	530,123.29
0.00	0.00	0.00	0.00	0.00	0.00	0.00
						0.00
\$0.00	\$0.00	\$0.00	\$0.00	\$0.00	\$0.00	\$530,123.29
\$0.00	\$0.00	\$0.00	\$0.00	\$0.00	\$0.00	\$1,611,170.55
0.00	0.00	0.00	0.00	0.00	0.00	457,499.00
0.00	0.00	0.00	0.00	0.00	0.00	0.00
\$0.00	\$0.00	\$0.00	\$0.00	\$0.00	\$0.00	\$457,499.00
\$0.00	\$0.00	\$0.00	\$0.00	\$0.00	\$0.00	\$1,153,671.55
0.00	0.00	0.00	0.00	0.00	0.00	2,025.00
0.00	0.00	0.00	0.00	0.00	0.00	0.00
0.00	0.00	0.00	0.00	0.00	0.00	0.00
\$0.00	\$0.00	\$0.00	\$0.00	\$0.00	\$0.00	\$2,025.00
\$0.00	\$0.00	\$0.00	\$0.00	\$0.00	\$0.00	\$0.00
\$0.00	\$0.00	\$0.00	\$0.00	\$0.00	\$0.00	\$1,151,646.55

2015-16 Amount	2015-16 Amount	2015-16 Amount	2015-16 Amount	2015-16 Amount	2015-16 Amount	Total
\$0.00	\$0.00	\$0.00	\$0.00	\$0.00	\$0.00	\$2,025.00
0.00	0.00	0.00	0.00	0.00	0.00	457,499.00
\$0.00	\$0.00	\$0.00	\$0.00	\$0.00	\$0.00	\$459,524.00
0.00	0.00	0.00	0.00	0.00	0.00	457,499.00
0.00	0.00	0.00	0.00	0.00	0.00	0.00
0.00	0.00	0.00	0.00	0.00	0.00	0.00
0.00	0.00	0.00	0.00	0.00	0.00	0.00
\$0.00	\$0.00	\$0.00	\$0.00	\$0.00	\$0.00	\$457,499.00
\$0.00	\$0.00	\$0.00	\$0.00	\$0.00	\$0.00	\$2,025.00

MAPS FUND ACCOUNTS COVERING THE PERIOD JULY 1, 2015 TO JUNE 30, 2016
ESTIMATE OF NEEDS FOR 2016-2017

EXHIBIT "M"

Page 56

Schedule 1, Current Balance Sheet - June 30, 2016	
	Amount
ASSETS:	
Cash Balance June 30, 2016	\$173,631.67
Investments	0.00
TOTAL ASSETS	\$173,631.67
LIABILITIES AND RESERVES:	
Warrants Outstanding	0.00
Reserve for Interest on Warrants	0.00
Reserves From Schedule 8	0.00
TOTAL LIABILITIES AND RESERVES	\$0.00
CASH FUND BALANCE JUNE 30, 2016	\$173,631.67
TOTAL LIABILITIES, RESERVES AND CASH FUND BALANCE	\$173,631.67

Schedule 5, Expenditures MAPS Fund Cash Accounts of Current and all Prior Years	
	2015-16
CURRENT AND ALL PRIOR YEARS	
Cash Balance Reported to Excise Board 6-30-2015	\$0.00
Cash Fund Balance Transferred Out	
Cash Fund Balance Transferred In	177,593.02
Adjusted Cash Balance	\$177,593.02
Miscellaneous Revenue (Schedule 4)	135,541.54
Cash Fund Balance Forward From Preceding Year	0.00
Prior Expenditures Recovered	
TOTAL RECEIPTS	\$135,541.54
TOTAL RECEIPTS AND BALANCE	\$313,134.56
Warrants Paid of Year in Caption	139,502.89
Interest Paid Thereon	0.00
Bank Fees and Cash Charges	0.00
TOTAL DISBURSEMENTS	\$139,502.89
CASH BALANCE JUNE 30, 2016	\$173,631.67
Reserve for Warrants Outstanding	0.00
Reserve for Interest on Warrants	0.00
Reserves From Schedule 8	0.00
TOTAL LIABILITIES AND RESERVE	\$0.00
DEFICIT: (Red Figure)	\$0.00
CASH FUND BALANCE FORWARD TO SUCCEEDING YEAR	\$173,631.67

Schedule 6, MAPS Fund Warrant Account of Current and All Prior Years	
	2015-16
CURRENT AND ALL PRIOR YEARS	
Warrants Outstanding 6-30 of Year in Caption	
Warrants Registered During Year	139,502.89
TOTAL	\$139,502.89
Warrants Paid During Year	139,502.89
Warrants Converted to Bonds or Judgments	
Warrants Cancelled	
Warrants estopped by Statute	
TOTAL WARRANTS RETIRED	\$139,502.89
BALANCE WARRANTS OUTSTANDING JUNE 30, 2016	\$0.00

MAPS FUND ACCOUNTS COVERING THE PERIOD JULY 1, 2015 TO JUNE 30, 2016
ESTIMATE OF NEEDS FOR 2016-2017

EXHIBIT "M"

Page 57

Schedule 2, Revenue and Requirements - 2015-2016		
	Detail	Total
REVENUE:		
Cash Balance June 30, 2015	\$177,593.02	
Cash Fund Balance Transferred From Prior Years	0.00	
Miscellaneous Revenue Apportioned	135,541.54	
TOTAL REVENUE		\$313,134.56
REQUIREMENTS:		
Claims Paid by Warrants Issued & Transfer Fees Apportioned	\$139,502.89	
Reserves From Schedule 8	0.00	
Interest Paid on Warrants	0.00	
Bank Fees and Cash Charges	0.00	
Reserve for Interest on Warrants	0.00	
TOTAL REQUIREMENTS		\$139,502.89
ADD: Cash Fund Balance as Per Balance Sheet 6-30-2016		173,631.67
TOTAL REQUIREMENTS AND CASH FUND BALANCE		\$313,134.56

Schedule 5, (Continued)						
2014-15	2013-14	2012-13	2011-12	2010-11	2009-10	TOTAL
\$177,593.02	\$0.00	\$0.00	\$0.00	\$0.00	\$0.00	\$177,593.02
177,593.02						177,593.02
						177,593.02
\$0.00	\$0.00	\$0.00	\$0.00	\$0.00	\$0.00	\$177,593.02
						135,541.54
0.00						0.00
						0.00
\$0.00	\$0.00	\$0.00	\$0.00	\$0.00	\$0.00	\$135,541.54
\$0.00	\$0.00	\$0.00	\$0.00	\$0.00	\$0.00	\$313,134.56
0.00	0.00	0.00	0.00	0.00	0.00	139,502.89
0.00	0.00	0.00	0.00	0.00	0.00	0.00
0.00	0.00	0.00	0.00	0.00	0.00	0.00
\$0.00	\$0.00	\$0.00	\$0.00	\$0.00	\$0.00	\$139,502.89
\$0.00	\$0.00	\$0.00	\$0.00	\$0.00	\$0.00	\$173,631.67
0.00	0.00	0.00	0.00	0.00	0.00	0.00
0.00	0.00	0.00	0.00	0.00	0.00	0.00
0.00	0.00	0.00	0.00	0.00	0.00	0.00
\$0.00	\$0.00	\$0.00	\$0.00	\$0.00	\$0.00	\$0.00
\$0.00	\$0.00	\$0.00	\$0.00	\$0.00	\$0.00	\$0.00
\$0.00	\$0.00	\$0.00	\$0.00	\$0.00	\$0.00	\$173,631.67

Schedule 6, (Continued)						
2014-15	2013-14	2012-13	2011-12	2010-11	2009-10	TOTAL
\$0.00	\$0.00	\$0.00	\$0.00	\$0.00	\$0.00	\$0.00
0.00						139,502.89
\$0.00	\$0.00	\$0.00	\$0.00	\$0.00	\$0.00	\$139,502.89
0.00	0.00					139,502.89
						0.00
						0.00
0.00	0.00	0.00	0.00	0.00	0.00	0.00
\$0.00	\$0.00	\$0.00	\$0.00	\$0.00	\$0.00	\$139,502.89
\$0.00	\$0.00	\$0.00	\$0.00	\$0.00	\$0.00	\$0.00

MAPS FUND ACCOUNTS COVERING THE PERIOD JULY 1, 2015 TO JUNE 30, 2016
ESTIMATE OF NEEDS FOR 2016-2017

EXHIBIT "M"

Page 58

Schedule 4, Miscellaneous Revenue		
SOURCE	2015-16 ACCOUNT	
	AMOUNT ESTIMATED	ACTUALLY COLLECTED
1000 DISTRICT SOURCES OF REVENUE:		
1200 Tuition & Fees	\$0.00	\$0.00
1300 Earnings on Investments and Bond Sales	0.00	0.00
1400 Rental, Disposals and Commissions	0.00	0.00
1500 Reimbursements	0.00	0.00
1600 Other Local Sources of Revenue	0.00	135,541.54
1700 Child Nutrition Programs	0.00	0.00
1800 Athletics	0.00	0.00
TOTAL	\$0.00	\$135,541.54
2000 INTERMEDIATE SOURCES OF REVENUE:		
2100 County 4 Mill Ad Valorem Tax	\$0.00	\$0.00
2200 County Apportionment (Mortgage Tax)	0.00	0.00
2300 Resale of Property Fund Distribution	0.00	0.00
2900 Other Intermediate Sources of Revenue	0.00	0.00
TOTAL	\$0.00	\$0.00
3000 STATE SOURCES OF REVENUE:		
3110 Gross Production Tax	\$0.00	\$0.00
3120 Motor Vehicle Collections	0.00	0.00
3130 Rural Electric Cooperative Tax	0.00	0.00
3140 State School Land Earnings	0.00	0.00
3150 Vehicle Tax Stamps	0.00	0.00
3160 Farm Implement Tax Stamps	0.00	0.00
3170 Trailers and Mobile Homes	0.00	0.00
3190 Other Dedicated Revenue	0.00	0.00
3100 Total Dedicated Revenue	\$0.00	\$0.00
3210 Foundation and Salary Incentive Aid	0.00	0.00
3220 Mid-Term Adjustment For Attendance	0.00	0.00
3230 Teacher Consultant Stipend	0.00	0.00
3250 Flexible Benefit Allowance	0.00	0.00
3200 Total State Aid - General Operations - Non-Categorical	\$0.00	\$0.00
3300 State Aid - Competitive Grants - Categorical	0.00	0.00
3400 State - Categorical	0.00	0.00
3500 Special Programs	0.00	0.00
3600 Other State Sources of Revenue	0.00	0.00
3700 Child Nutrition Program	0.00	0.00
3800 State Vocational Programs - Multi-Source	0.00	0.00
TOTAL	\$0.00	\$0.00
4000 FEDERAL SOURCES OF REVENUE:		
4100 Grants-In-Aid Direct From The Federal Government	\$0.00	\$0.00
4200 Disadvantage Students	0.00	0.00
4300 Individuals With Disabilities	0.00	0.00
4400 No Child Left Behind	0.00	0.00
4500 Grants-In-Aid Passed Through Other State/Intermediate Sources	0.00	0.00
4600 Other Federal Sources Passed Through State Dept Of Education	0.00	0.00
4700 Child Nutrition Programs	0.00	0.00
4800 Federal Vocational Education	0.00	0.00
TOTAL	\$0.00	\$0.00
5000 NON-REVENUE RECEIPTS:		
5100 Return of Assets	\$0.00	\$0.00
GRAND TOTAL	\$0.00	\$135,541.54

S.A.&I. Form 2661R06 Entity: Pioneer-Pleasant Vale I-056 , Garfield County

22-Sep-16

MAPS FUND ACCOUNTS COVERING THE PERIOD JULY 1, 2015 TO JUNE 30, 2016
ESTIMATE OF NEEDS FOR 2016-2017

2015-16 ACCOUNT OVER (UNDER)	BASIS AND LIMIT OF ENSUING ESTIMATE	2016-17 ACCOUNT		
		CHARGEABLE INCOME	ESTIMATED BY GOVERNING BOARD	APPROVED BY EXCISE BOARD
\$0.00	0.00%		\$0.00	\$0.00
0.00	0.00%		0.00	0.00
0.00	0.00%		0.00	0.00
0.00	0.00%		0.00	0.00
135,541.54	0.00%		0.00	0.00
0.00	0.00%		0.00	0.00
0.00	0.00%		0.00	0.00
\$135,541.54			\$0.00	\$0.00
\$0.00	0.00%		\$0.00	\$0.00
0.00	0.00%		0.00	0.00
0.00	0.00%		0.00	0.00
0.00	0.00%		0.00	0.00
\$0.00			\$0.00	\$0.00
\$0.00	0.00%		\$0.00	\$0.00
0.00	0.00%		0.00	0.00
0.00	0.00%		0.00	0.00
0.00	0.00%		0.00	0.00
0.00	0.00%		0.00	0.00
0.00	0.00%		0.00	0.00
0.00	0.00%		0.00	0.00
0.00	0.00%		0.00	0.00
0.00	0.00%		0.00	0.00
0.00	0.00%		0.00	0.00
0.00	0.00%		0.00	0.00
0.00	0.00%		0.00	0.00
0.00	0.00%		0.00	0.00
0.00	0.00%		0.00	0.00
0.00	0.00%		0.00	0.00
0.00	0.00%		0.00	0.00
\$0.00			\$0.00	\$0.00
\$0.00	0.00%		\$0.00	\$0.00
0.00	0.00%		0.00	0.00
0.00	0.00%		0.00	0.00
0.00	0.00%		0.00	0.00
0.00	0.00%		0.00	0.00
0.00	0.00%		0.00	0.00
0.00	0.00%		0.00	0.00
0.00	0.00%		0.00	0.00
0.00	0.00%		0.00	0.00
0.00	0.00%		0.00	0.00
0.00	0.00%		0.00	0.00
\$0.00			\$0.00	\$0.00
\$0.00	0.00%		\$0.00	\$0.00
\$135,541.54			\$0.00	\$0.00

MAPS FUND ACCOUNTS COVERING THE PERIOD JULY 1, 2015 TO JUNE 30, 2016
ESTIMATE OF NEEDS FOR 2016-2017

EXHIBIT "M"

Page 60

Schedule 8, Report of Prior Year Expenditures				
APPROPRIATED ACCOUNTS	FISCAL YEAR ENDING JUNE 30, 2015			APPROPRIATIONS
	RESERVES 6-30-2015	WARRANTS SINCE ISSUED	BALANCE LAPSED APPROPR	ORIGINAL
1000 INSTRUCTION	\$0.00	\$0.00	\$0.00	\$102,023.75
2000 SUPPORT SERVICES:				
2100 Support Services - Students	\$0.00	\$0.00	\$0.00	\$0.00
2200 Support Services - Instructional Staff	0.00	0.00	\$0.00	0.00
2300 Support Services - General Administration	0.00	0.00	\$0.00	0.00
2400 Support Services - School Administration	0.00	0.00	\$0.00	0.00
2500 Support Services - Business	0.00	0.00	\$0.00	0.00
2600 Operations And Maintenance of Plant Services	0.00	0.00	\$0.00	75,569.27
2700 Student Transportation Services	0.00	0.00	\$0.00	0.00
2800 Support Services - Central	0.00	0.00	\$0.00	0.00
2900 Other Support Services	0.00	0.00	\$0.00	0.00
TOTAL	\$0.00	\$0.00	\$0.00	\$75,569.27
3000 OPERATION OF NON-INSTRUCTION SERVICES:				
3100 Child Nutrition Programs Operations	\$0.00	\$0.00	\$0.00	\$0.00
3200 Other Enterprise Service Operations	0.00	0.00	\$0.00	0.00
3300 Community Services Operations	0.00	0.00	\$0.00	0.00
TOTAL	\$0.00	\$0.00	\$0.00	\$0.00
4000 FACILITIES ACQUISITION & CONSTRUCTION SERV:				
4100 Supv. of Facilities Acquisition and Construction	\$0.00	\$0.00	\$0.00	\$0.00
4200 Site Acquisition Services	0.00	0.00	\$0.00	0.00
4300 Site Improvement Services	0.00	0.00	\$0.00	0.00
4400 Architecture and Engineering Services	0.00	0.00	\$0.00	0.00
4500 Educational Specifications Development Services	0.00	0.00	\$0.00	0.00
4600 Building Acquisition and Construction Services	0.00	0.00	\$0.00	0.00
4700 Building Improvement Services	0.00	0.00	\$0.00	0.00
4900 Other Facilities Acquisition and Const. Services	0.00	0.00	\$0.00	0.00
TOTAL	\$0.00	\$0.00	\$0.00	\$0.00
5000 OTHER OUTLAYS:				
5100 Debt Service	\$0.00	\$0.00	\$0.00	\$0.00
5200 Reimbursement(Child Nutrition Fund)	0.00	0.00	\$0.00	0.00
5300 Clearing Account	0.00	0.00	\$0.00	0.00
5400 Indirect Cost Entitlement	0.00	0.00	\$0.00	0.00
5500 Private Nonprofit Schools	0.00	0.00	\$0.00	0.00
5600 Correcting Entry	0.00	0.00	\$0.00	0.00
TOTAL	\$0.00	\$0.00	\$0.00	\$0.00
7000 OTHER USES	\$0.00	\$0.00	\$0.00	\$0.00
8000 REPAYMENTS	\$0.00	\$0.00	\$0.00	\$0.00
TOTAL MAPS FUND	\$0.00	\$0.00	\$0.00	\$177,593.02
Bank Fees and Cash Charges	\$0.00	\$0.00	\$0.00	\$0.00
Provision For Interest on Warrants	\$0.00	\$0.00	\$0.00	\$0.00
GRAND TOTAL	\$0.00	\$0.00	\$0.00	\$177,593.02

ESTIMATE OF NEEDS FOR THE FISCAL YEAR 2016-2017
PURPOSE:
Current Expense
Interest
Pro rata share of County Assessor's Budget by County Excise Board
GRAND TOTAL - Home School

MAPS FUND ACCOUNTS COVERING THE PERIOD JULY 1, 2015 TO JUNE 30, 2016
ESTIMATE OF NEEDS FOR 2016-2017

EXHIBIT "M"

Page 61

FISCAL YEAR ENDING JUNE 30, 2016						FISCAL YEAR 2015-2016
APPROPRIATIONS		NET AMOUNT	WARRANTS ISSUED	RESERVES	LAPSED BALANCE KNOWN TO BE UNENCUMBERED	EXPENDITURES FOR CURRENT EXPENSE PURPOSES
SUPPLEMENTAL ADJUSTMENTS ADDED	CANCELLED					
\$0.00	\$0.00	\$102,023.75	\$64,760.62	\$0.00	\$37,263.13	\$64,760.62
\$0.00	\$0.00	\$0.00	\$0.00	\$0.00	\$0.00	\$0.00
0.00	0.00	0.00	0.00	0.00	0.00	0.00
0.00	0.00	0.00	0.00	0.00	0.00	0.00
0.00	0.00	0.00	0.00	0.00	0.00	0.00
0.00	0.00	0.00	0.00	0.00	0.00	0.00
0.00	0.00	75,569.27	74,742.27	0.00	827.00	74,742.27
0.00	0.00	0.00	0.00	0.00	0.00	0.00
0.00	0.00	0.00	0.00	0.00	0.00	0.00
0.00	0.00	0.00	0.00	0.00	0.00	0.00
\$0.00	\$0.00	\$75,569.27	\$74,742.27	\$0.00	\$827.00	\$74,742.27
\$0.00	\$0.00	\$0.00	\$0.00	\$0.00	\$0.00	\$0.00
0.00	0.00	0.00	0.00	0.00	0.00	0.00
0.00	0.00	0.00	0.00	0.00	0.00	0.00
\$0.00	\$0.00	\$0.00	\$0.00	\$0.00	\$0.00	\$0.00
\$0.00	\$0.00	\$0.00	\$0.00	\$0.00	\$0.00	\$0.00
0.00	0.00	0.00	0.00	0.00	0.00	0.00
0.00	0.00	0.00	0.00	0.00	0.00	0.00
0.00	0.00	0.00	0.00	0.00	0.00	0.00
0.00	0.00	0.00	0.00	0.00	0.00	0.00
0.00	0.00	0.00	0.00	0.00	0.00	0.00
0.00	0.00	0.00	0.00	0.00	0.00	0.00
\$0.00	\$0.00	\$0.00	\$0.00	\$0.00	\$0.00	\$0.00
\$0.00	\$0.00	\$0.00	\$0.00	\$0.00	\$0.00	\$0.00
0.00	0.00	0.00	0.00	0.00	0.00	0.00
0.00	0.00	0.00	0.00	0.00	0.00	0.00
0.00	0.00	0.00	0.00	0.00	0.00	0.00
0.00	0.00	0.00	0.00	0.00	0.00	0.00
0.00	0.00	0.00	0.00	0.00	0.00	0.00
\$0.00	\$0.00	\$0.00	\$0.00	\$0.00	\$0.00	\$0.00
\$0.00	\$0.00	\$0.00	\$0.00	\$0.00	\$0.00	\$0.00
\$0.00	\$0.00	\$0.00	\$0.00	\$0.00	\$0.00	\$0.00
\$0.00	\$0.00	\$177,593.02	\$139,502.89	\$0.00	\$38,090.13	\$139,502.89
\$0.00	\$0.00	\$0.00	\$0.00	\$0.00	\$0.00	\$0.00
\$0.00	\$0.00	\$0.00	\$0.00	\$0.00	\$0.00	\$0.00
\$0.00	\$0.00	\$177,593.02	\$139,502.89	\$0.00	\$38,090.13	\$139,502.89

	Estimate of Needs by Governing Board	Approved by County Excise Board
	\$173,631.67	\$173,631.67
	0.00	0.00
	0.00	0.00
	173,631.67	173,631.67

CERTIFICATE OF EXCISE BOARD

State of Oklahoma, County of Garfield

We, do further certify that we have examined the statement of estimated needs for the current fiscal year ending ending June 30, 2016, as certified by the Board of Education of Pioneer-Pleasant Vale Public Schools, District Number I-056 of said County and State, and its financial statement for the preceding year, and in so doing we have diligently performed the duties imposed upon this Excise Board by 68 O.S. 2001 Section 3007, by (1) ascertaining that the financial statements, as to the statistics therein contained, reflect the true fiscal condition at the close of the fiscal year, or caused the same to be corrected so to show; (2) struck from the estimate of needs so submitted any items not authorized by law and reduced to the sum authorized by law any items restricted by statute as to the amount lawfully expendable therefor; (3) supplemented such estimate, after appropriate action, by an estimate of needs prepared by this Excise Board to make provision for mandatory functions based upon statistics authoritatively submitted; (4) computed the total means available to each fund in the manner provided, applying the Governing Board's estimate of revenue to be derived from surplus tax of the immediately preceding year and from sources other than ad valorem tax, or reduced such estimate to not less than the lawfully authorized ratio of the several sums realized from such sources during the preceding fiscal year or to such lesser sum as may reasonably be anticipated under altered law or circumstance and using for such determination the basic collections of the preceding year and the ratios on which distribution or apportionment must be made during the ensuing or current year.

To the several and specific purposes of the estimated needs as certified, we have and do hereby appropriate the surplus balances of cash on hand of the prior year, estimates of income from sources other than ad valorem taxation within the limitation fixed by law, and the proceeds of ad valorem tax levy within the number of mills authorized, either by apportionment by the Legislature, allocation by the excise board or by legal election, all of which appropriations are made in so far as the available surpluses, revenues, and levies will permit, except in that we have also provided that, after deducting items consisting of cash and the revenue from all sources other than the 2016 tax and proceeds of the 2016 tax levy are in excess of the residue of such appropriations, by a sum included for delinquent tax, computed at 10% of such residue. And provided further, if said School District has been ascertained to be a well defined State Aid District, the local budget, as approved and appropriated for, has been applied wholly to its operating accounts.

We further certify that the amount required to be raised from tax, excluding Homesteads, for General Revenue Fund purposes as approved, requires a total ad valorem tax levy of 35.000 Mills. Said levy is within the statutory limit, and if in excess, is within the constitutional limit and has been authorized by a vote of the people of said district, as shown by certificate of the School Board to-wit:

To this District, with valuations shown below, the Excise Board allocated 5.000 Mills, plus 15.000 Mills authorized authorized by the Constitution, plus an emergency levy of 5.000 Mills; plus local support levy of 10.000 Mills;
Total levy for General Fund 35.000 Mills.

We further certify that the amount required to be raised for building fund purposes as approved requires a tax levy of 5.000 Mills, and said levy has been certified as authorized by a vote of the people at an election held for that purpose. We further certify that Assessed Values used in computing Mill-vote levies have been applied as certified by the County Assessor.

We further certify that we have examined the within statements of account and estimated needs or requirements of the Governing Board of Pioneer-Pleasant Vale Public Schools, School District No. I-056 of said County and State, in relation to the Sinking Fund or Funds thereof, and after finding the same correct or having caused the same to be corrected pursuant to 68 O.S. 2001 Section 3009, have approved the requirements therefor to fulfill the conditions of Section 26 and 28 or Article 10, Oklahoma Constitution, and have made and certified a tax levy therefor to the extent of the excess of said total requirements over the total of items 2, 3, 6, and 12 of Exhibit "Y" and any other legal deduction, including a reserve of 10% for delinquent taxes.

CERTIFICATE OF EXCISE BOARD
ESTIMATE OF NEEDS FOR 2016-2017

EXHIBIT "Y"					
County Excise Board's Appropriation of Income and Revenue	General Fund	Building Fund	Co-op Fund	Child Nutrition Fund	New Sinking Fund (Exc. Homesteads)
Appropriation Approved and Provision Made	\$4,733,123.50	\$953,165.95	\$80,082.92	\$112,675.71	\$903,266.04
Appropriation of Revenues:					
Excess of Assets Over Liabilities	956,916.94	635,915.35	0.00	112,675.71	42,987.34
Unclaimed Protest Tax Refunds					
Miscellaneous Estimated Revenues	1,554,836.34	0.00	80,082.92	0.00	None
Est. Value of Surplus Tax in Process	0.00	0.00			None
Sinking Fund Contributions					
Surplus Building Fund Cash					
Total Other Than 2016 Tax	2,511,753.28	635,915.35	80,082.92	112,675.71	42,987.34
Balance Required	2,221,370.22	317,250.60	0.00	0.00	860,278.70
Add 10% for Delinquency	222,137.02	31,725.06	0.00	0.00	43,013.94
Total Required for 2016 Tax	2,443,507.24	348,975.66	0.00	0.00	903,292.64
Rate of Levy Required and Certified	—	—	—	—	13.33 Mills

We further certify that the net assessed valuation of the Property, subject to ad valorem taxes, after the amount of all Homestead Exemptions have been deducted in the said School District as finally equalized and certified by the Board of Equalization for the current year 2016-17 is as follows:

TIF NOT Included	10,634,632.00	18,574,303.00	0.00	29,208,935.00
-------------------------	---------------	---------------	------	---------------

VALUATION AND LEVIES EXCLUDING HOMESTEADS				
County	Real	Personal	Public Service	Total
This County Garfield	\$17,321,947	\$39,500,537	\$10,939,780	\$67,762,264
Joint County	0.00	0	0	0
Joint County	0.00	0	0	0
Joint County	0.00	0	0	0
Joint County	0.00	0	0	0
Joint County	0	0	0	0
Joint County	0	0	0	0
Joint County	0	0	0	0
Joint County	0	0	0	0
Joint County	0	0	0	0
Joint County	0	0	0	0
Joint County	0	0	0	0
Joint County	0	0	0	0
Joint County	0	0	0	0
Total Valuations, All Counties	\$17,321,947	\$39,500,537	\$10,939,780	\$67,762,264

and that the assessed valuations herein certified have been used in computing the rates of mill levies and the proceeds thereof appropriated as aforesaid; and that having ascertained as aforesaid, the aggregate amount to be raised by ad valorem taxation, we thereupon made the above levies therefor as provided by law as follows:

CERTIFICATE OF EXCISE BOARD
ESTIMATE OF NEEDS FOR 2016-2017

EXHIBIT "Y" Continued:		PRIMARY COUNTY AND ALL JOINT COUNTIES							
Levies Required and Certified:		Valuation And Levies Excluding Homesteads					Total Required For 2016 Tax		
County		General Fund		Building Fund			Total Valuation	General	Building
This County	Garfield	36.06	Mills	5.15	Mills		\$67,762,264	\$2,443,507.24	\$348,975.66
Joint Co.		0.00	0.00 Mills	0.00	Mills		0	0.00	0.00
Joint Co.		0.00	0.00 Mills	0.00	Mills		0	0.00	0.00
Joint Co.		0.00	0.00 Mills	0.00	Mills		0	0.00	0.00
Joint Co.		0.00	0.00 Mills	0.00	Mills		0	0.00	0.00
Joint Co.			Mills		Mills		0	0.00	0.00
Joint Co.			Mills		Mills		0	0.00	0.00
Joint Co.			Mills		Mills		0	0.00	0.00
Joint Co.			Mills		Mills		0	0.00	0.00
Joint Co.			Mills		Mills		0	0.00	0.00
Joint Co.			Mills		Mills		0	0.00	0.00
Joint Co.			Mills		Mills		0	0.00	0.00
Joint Co.			Mills		Mills		0	0.00	0.00
Joint Co.			Mills		Mills		0	0.00	0.00
Totals							\$67,762,264	\$2,443,507.24	\$348,975.66

Sinking Fund 13.33 Mills

and we do hereby order the above levies to be certified forthwith by the Secretary of this Board to the County Assessor of said County, in order that the County Assessor may immediately extend said levies upon the Tax Rolls for the year 2016 without regard to any protest that may be filed against any levies, as required by 68 O. S. 2001, Section 2869.

Signed at Enid, Oklahoma, this the 5th day of October, 2016.

 _____ Excise Board Member	 _____ Excise Board Chairman
 _____ Excise Board Member	 _____ Excise Board Secretary

Joint School District Levy Certification for Pioneer-Pleasant Vale Public Schools I-056

Career Tech District Number _____ :	General Fund _____	
	Building Fund _____	
State of Oklahoma)		
) ss		
County of Garfield)		

I, _____, Garfield County Clerk, do hereby certify that the above levies are true and correct for the taxable year 2016.

Witness my hand and seal, on _____.

Garfield County Clerk

ALL FUND ACCOUNTS COVERING THE PERIOD JULY 1, 2015 TO JUNE 30, 2016
STATISTICAL DATA FOR 2016-2017

EXHIBIT "Z"

Page 66

Schedule 1, SUMMARY RECAPITULATION OF SCHOOL COSTS FOR THE FISCAL YEAR ENDING JUNE 30, 2016, AND
APPORTIONMENT THEREOF

CLASSIFICATION	ACCUMULATION OF EXPENDITURES AND UNLIQUIDATED COMMITMENTS TO DETERMINE PER CAPITA COSTS				
	GENERAL REVENUE FUND	CHILD NUTRITION FUND	2015-2016 CONSTITUTIONAL BUILDING FUND EXPENDITURES	2015-2016 ACCRUALS AND COUPON REQUIREMENTS	SPECIAL REVENUE FUNDS
Expenditures and Reserves					
Current Expenditures - Educational	\$3,911,056.33	\$278,402.26	\$249,630.18	\$0.00	\$0.00
Current Expenditures - Transportation	147,263.32	0.00	0.00	0.00	0.00
Current Reserves - Educational	0.00	0.00	0.00	0.00	0.00
Current Reserves - Transportation	0.00	0.00	0.00	0.00	0.00
Capital Expenditures - Educational	0.00	0.00	0.00	627,758.75	0.00
Capital Expenditures - Transportation	0.00	0.00	0.00	0.00	0.00
Capital Reserves - Educational	0.00	0.00	0.00	0.00	0.00
Capital Reserves - Transportation	0.00	0.00	0.00	0.00	0.00
Interest Paid and Reserved	0.00	0.00	0.00	0.00	0.00
TOTALS	\$4,058,319.65	\$278,402.26	\$249,630.18	\$627,758.75	\$0.00
Enumeration	544.17	Average Daily Attend	528.6	Average Daily Haul	528.6

(Continued below.)

Schedule 1. (Continued)

CLASSIFICATION	ACCUMULATION OF EXPENDITURES AND UNLIQUIDATED COMMITMENTS TO DETERMINE PER CAPITA COSTS				
		ENTERPRISE FUNDS	ACTIVITY FUNDS	EXPENDABLE TRUST FUNDS	NONEXPENDABLE TRUST FUNDS
Expenditures and Reserves					
Current Expenditures - Educational	\$0.00	\$0.00	\$0.00	\$0.00	\$0.00
Current Expenditures - Transportation	0.00	0.00	0.00	0.00	0.00
Current Reserves - Educational	0.00	0.00	0.00	0.00	0.00
Current Reserves - Transportation	0.00	0.00	0.00	0.00	0.00
Capital Expenditures - Educational	0.00	0.00	0.00	0.00	0.00
Capital Expenditures - Transportation	0.00	0.00	0.00	0.00	0.00
Capital Reserves - Educational	0.00	0.00	0.00	0.00	0.00
Capital Reserves - Transportation	0.00	0.00	0.00	0.00	0.00
Interest Paid and Reserved	0.00	0.00	0.00	0.00	0.00
TOTALS	\$0.00	\$0.00	\$0.00	\$0.00	\$0.00

(Continued next page.)

ALL FUND ACCOUNTS COVERING THE PERIOD JULY 1, 2015 TO JUNE 30, 2016
 STATISTICAL DATA FOR 2016-2017

EXHIBIT "Z"

Schedule 1, (Continued)				
CLASSIFICATION			DISTRIBUTION OF OPERATING EXPENSE TO DETERMINE PER CAPITA COST	
	INTERNAL SERVICE FUNDS	TOTAL OF ALL APPLICABLE COSTS 2015-2016	OPERATION COSTS ONLY	TRANSPORTATION COSTS ONLY
Expenditures and Reserves				
Current Expenditures - Educational	\$0.00	\$4,439,088.77	\$4,439,088.77	\$0.00
Current Expenditures - Transportation	0.00	\$147,263.32	0.00	147,263.32
Current Reserves - Educational	0.00	\$0.00	0.00	0.00
Current Reserves - Transportation	0.00	\$0.00	0.00	0.00
Capital Expenditures - Educational	0.00	\$627,758.75	627,758.75	0.00
Capital Expenditures - Transportation	0.00	\$0.00	0.00	0.00
Capital Reserves - Educational	0.00	\$0.00	0.00	0.00
Capital Reserves - Transportation	0.00	\$0.00	0.00	0.00
Interest Paid and Reserved	0.00	\$0.00	0.00	0.00
TOTALS	\$0.00	\$5,214,110.84	\$5,066,847.52	\$147,263.32
Per Capita Cost - Education		\$9,585.41	Per Capita Cost - Transportation	
			\$278.59	